




Australian Government

Department of Foreign Affairs and Trade

A faint, dotted world map is visible in the background of the page, centered behind the text.

# 2015-16 Development Assistance Budget Summary Mid-Year Economic and Fiscal Outlook Update [as at February 2016]

**Table 1: DFAT country, regional and global programs**

Variations between the 2014-15 Budget Estimate and the 2014-15 Outcome have been due to a number of reasons including changes in project timing and humanitarian responses during the year (eg. Vanuatu, Nepal, Middle East and North Africa).

Program	2014-15 Budget Estimate (\$m)	2014-15 Outcome (\$m)	2015-16 Revised Budget Estimate (\$m)
Papua New Guinea	502.1	450.6	477.3
Solomon Islands	92.7	89.9	92.7
Vanuatu	41.9	81.5	41.9
Samoa	23.6	22.6	23.6
Fiji	35.0	32.9	35.0
Tonga	17.6	16.3	17.6
Nauru	21.2	21.1	21.2
Kiribati	20.2	20.2	20.2
Tuvalu	6.8	6.6	6.6
Cook Islands	1.0	1.9	1.9
Niue & Tokelau	2.5	1.4	1.8
North Pacific	5.0	4.7	5.0
Pacific Regional	184.9	199.5	166.4
<b>Pacific Total</b>	<b>954.6</b>	<b>949.1</b>	<b>911.3</b>
Indonesia	542.5	551.9	323.0
Vietnam	97.4	116.9	58.4
Philippines	111.7	120.4	67.0
Timor-Leste	71.6	75.4	68.0
Cambodia	52.4	59.2	62.4
Myanmar	70.1	73.0	42.1
Laos	34.3	37.6	20.6
Mongolia	9.8	9.9	5.9
East Asia Regional	85.5	66.5	41.3
<b>East Asia Total</b>	<b>1,075.4</b>	<b>1,110.8</b>	<b>688.6</b>
Afghanistan	130.9	130.9	78.5
Pakistan	65.6	65.6	39.4
Bangladesh	70.1	72.1	42.1
Sri Lanka	33.2	32.8	19.9
Bhutan	3.5	3.1	2.1
Maldives	3.0	2.1	1.8
Nepal	15.6	27.2	15.6
Regional South Asia	32.9	24.5	19.8
<b>South &amp; West Asia Total</b>	<b>354.9</b>	<b>358.2</b>	<b>219.2</b>
Palestinian Territories	34.2	46.2	20.5
Middle East and North Africa	2.8	35.4	0.5
Sub-Saharan Africa	106.0	105.7	31.8

<b>Africa &amp; the Middle East Total</b>	<b>143.0</b>	<b>187.3</b>	<b>52.9</b>
<b>Latin America and the Caribbean Total</b>	-	-	-
<b>Gender Equality Fund</b>	<b>42.5*</b>	<b>30.4*</b>	<b>50.0</b>
Regional Scholarships and Education	145.5	129.4	101.8
Health, Water and Sanitation	89.0	114.8	62.3
Fisheries and Agriculture	14.3	12.2	8.6
Infrastructure and Rural Development	63.9	54.4	38.4
Governance	18.0	20.2	10.8
Disability	12.9	11.3	12.9
Innovation Fund	20.0	19.0	20.0
Direct Aid Program	22.0	21.8	22.0
Other Cross Regional Programs**	21.2	48.5	27.7
<b>Cross Regional Programs Total</b>	<b>406.7</b>	<b>431.7</b>	<b>304.5</b>
<b>DFAT ODA – Country and Regional Programs</b>	<b>2,977.0</b>	<b>3,067.6</b>	<b>2,226.5</b>
<b>Global Programs</b>			
Disaster Risk Reduction and Protracted Conflict	55.4	61.5	52.7
Australian Preparedness and Response	24.7	51.2	24.7
Emergency Fund	120.0	0.0	120.0
International Committee Red Cross	26.6	26.6	25.3
<i>United Nations Office for the Coordination of Humanitarian Affairs (UNOCHA)</i>	9.3	9.3	8.8
<i>World Food Program (WFP)</i>	50.0	50.0	47.5
<i>United Nations Central Emergency Response Fund (UNCERF)</i>	11.3	11.3	10.7
<i>United Nations High Commissioner for Refugees (UNHCR)</i>	21.0	21.0	20.0
<i>United Nations Relief and Works Agency for Palestine Refugees in the Near East (UNRWA)</i>	20.3	20.3	19.3
UN-Humanitarian Total	111.9	111.9	106.3
<b>Humanitarian, Emergencies and Refugees Total</b>	<b>338.6</b>	<b>251.3</b>	<b>328.9</b>
Montreal Protocol Multilateral Fund (MPMF)	12.6	13.9	-
Global Environment Facility (GEF)	105.0	93.0	-
<b>Multilateral Replenishments Total<sup>1</sup></b>	<b>117.6</b>	<b>106.9</b>	<b>-</b>
<i>United Nations Development Fund (UNDP)</i>	21.2	21.2	12.7
<i>United Nations Children's Fund (UNICEF)</i>	35.0	34.4	21.0
<i>United Nations Population Fund (UNFPA)</i>	15.4	15.4	9.2
<i>United Nations Program on HIV and AIDS (UNAIDS)</i>	7.5	7.5	4.5
<i>World Health Organisation (WHO)</i>	20.6	20.6	12.4
<i>UN Women</i>	8.2	8.2	7.8
<i>Other UN including ODA eligible assessed contributions</i>	23.9	23.2	25.6
Commonwealth Organisations	12.0	12.0	7.2
Contributions to Global Health Programs <sup>2</sup>	193.0	196.2	136.6
Contributions to Global Education Partnerships <sup>2</sup>	160.8	163.0	26.0
Contribution to Green Climate Fund <sup>2</sup>	70.0	70.0	60.0
<b>UN, Commonwealth &amp; Other International Organisations Total</b>	<b>567.7</b>	<b>571.7</b>	<b>323.0</b>
Global NGO Programs	137.2	135.3	130.4
Australian Volunteers Program	56.6	57.0	39.6
Community Engagement and International Research	10.0	10.2	6.0

<b>NGO, Volunteer and Community Programs Total</b>	<b>203.9</b>	<b>202.4</b>	<b>176.0</b>
Less Multilateral Replenishments	-117.6	-106.9	-
Add Cash Payments to Multilaterals	<b>363.2</b>	<b>357.8</b>	<b>456.8</b>
<b>DFAT ODA – Global Programs</b>	<b>1,473.4</b>	<b>1,383.2</b>	<b>1,284.7</b>
<b>DFAT ODA - Departmental</b>	<b>251.3</b>	<b>251.3</b>	<b>251.3</b>
<b>Other Government Departments<sup>3</sup></b>	<b>392.0</b>	<b>392.0</b>	<b>329.1</b>
Adjustments	-61.8	-58.1	-40.0
<b>Total Australian ODA</b>	<b>5,031.9</b>	<b>5,027.9</b>	<b>4,051.7</b>

\* There was no Gender Equality Fund in 2014-15. These figures refer to a number of gender-related activities across the program.

\*\* Change reflects further contribution from Other Government Departments to the 2014-15 MYEFO Official Development Assistance savings that were unable to be processed at the time of the 2015-16 Budget.

<sup>1</sup> These figures reflect the value of new commitments to the multilateral development banks and other multilateral funds which will be paid over three to nine years. These commitments occur every two to three years.

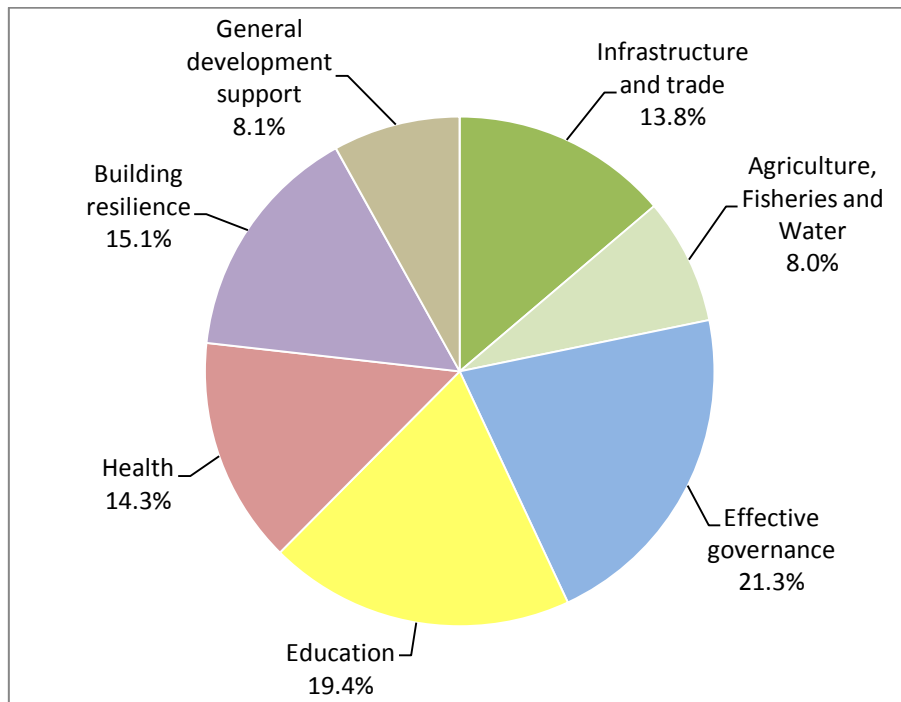
<sup>2</sup> Payments aligned with multi-year replenishment schedules.

<sup>3</sup> The 2014-15 Outcome data for Other Government Departments is currently being finalised.

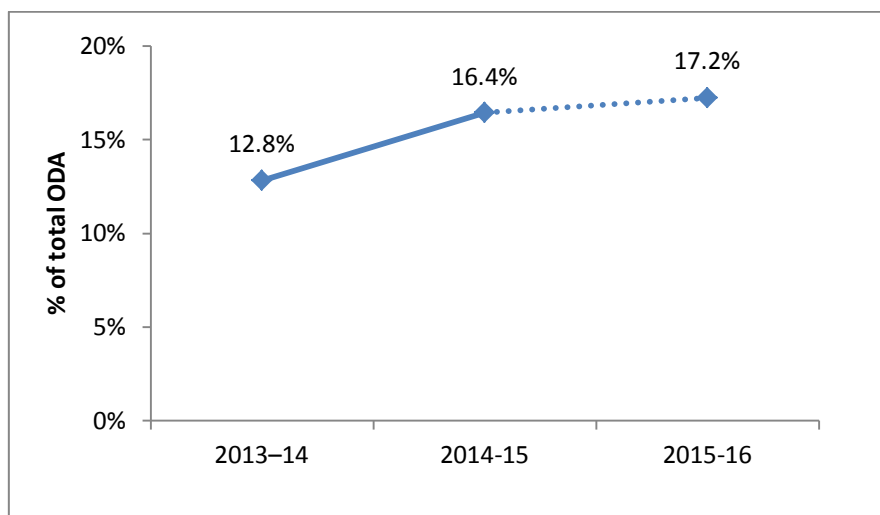
**Table 2: Total Australian ODA by partner country and region**

Country/Region	2014-15 Budget Estimate (\$m)	2014-15 Outcome (\$m)	2015-16 Revised Budget Estimate (\$m)
<b>Pacific</b>	<b>1,152.7</b>	<b>1,160.3</b>	<b>1,119.1</b>
Papua New Guinea	577.1	508.9	554.5
Solomon Islands	168.1	189.5	175.9
Vanuatu	60.4	114.4	60.5
Samoa	37.6	37.6	36.8
Fiji	61.9	62.8	57.8
Tonga	30.3	30.3	30.2
Nauru	27.1	25.7	25.2
Kiribati	26.9	30.2	27.9
Tuvalu	10.4	11.2	10.2
Cook Islands	4.0	5.0	4.0
Niue and Tokelau	6.3	4.7	4.1
North Pacific	13.5	14.6	12.0
Pacific Regional	129.1	125.4	120.0
<b>East Asia</b>	<b>1,327.0</b>	<b>1,413.3</b>	<b>909.5</b>
Indonesia	605.3	613.8	375.7
Vietnam	141.3	163.6	89.6
Philippines	143.0	144.6	83.0
Timor-Leste	96.6	113.0	95.3
Cambodia	79.0	99.2	89.0
Myanmar	90.0	102.5	62.8
Laos	55.6	64.2	37.9
Mongolia	16.3	16.8	10.3
East Asia Regional	100.0	95.6	66.0
<b>South and West Asia</b>	<b>438.8</b>	<b>475.5</b>	<b>310.4</b>
Afghanistan	134.1	139.9	84.6
Pakistan	79.0	84.6	55.7
Bangladesh	94.2	99.4	59.8
Sri Lanka	42.8	42.8	28.9
Nepal	33.9	57.8	31.4
Bhutan	14.8	12.8	11.2
Maldives	7.0	6.4	6.0
South and West Asia Regional	33.1	31.8	32.8
<b>Africa and the Middle East</b>	<b>252.3</b>	<b>387.6</b>	<b>185.8</b>
Palestinian Territories	56.5	69.3	42.8
Middle East and North Africa	9.0	49.7	47.1
Sub-Saharan Africa	186.8	268.5	95.9
<b>Latin America and the Caribbean</b>	<b>21.1</b>	<b>23.9</b>	<b>13.4</b>
<b>Other ODA not attributed to particular countries or regions</b>	<b>1,840.0</b>	<b>1,567.4</b>	<b>1,513.5</b>
<b>Grand Total</b>	<b>5,031.9</b>	<b>5,027.9</b>	<b>4,051.7</b>

**Table 3: 2015-16 Estimated ODA by Investment Priority**



**Table 4: Australia's trajectory towards meeting 20 per cent Aid for Trade target by 2020**



**2015-16 Aid for Trade funding estimate: \$ 698.3 million**

**Table 5: ODA Delivered by Other Government Departments**

Australia applies a whole-of-government approach to aid delivery. This means that we utilise the individual skills, strengths and expertise of Other Government Departments (OGDs) - including Commonwealth, State and Territory government departments and agencies to deliver effective aid. The table below shows the estimated ODA-eligible expenditure by OGDs in 2015-16:

Department/Agency	2014-15 Budget Estimate (\$m)	2015-16 Budget Estimate (\$m)
Australian Competition and Consumer Commission (ACCC)	0.1	0.0
Australian Centre for International Agricultural Research (ACIAR)	96.1	91.3
Agriculture	4.0	3.8
Attorney Generals	5.4	5.0
Immigration and Border Protection	63.3	7.5
Australian Federal Police	104.5	120.0
Australian Taxation Office	0.2	0.0
Australian Institute of Marine Science	0.2	0.0
Australian Prudential Regulation Authority	0.2	0.0
Communications	1.5	0.9
Commonwealth Scientific and Industrial Research Organisation (CSIRO)	0.6	0.0
Education	27.7	27.7
Employment	7.5	7.5
Environment	0.6	0.5
Finance	3.3	0.5
Health	9.5	7.2
Infrastructure	1.0	0.6
Treasury	63.7	56.2
States and Territories	2.2	0.4
<b>Total</b>	<b>392.0</b>	<b>329.1</b>