



\$30.6 MILLION ESTIMATED AUSTRALIAN ODA 2018-19

US\$730 (2016) GROSS NATIONAL INCOME PER CAPITA

29,000,000 (2016) POPULATION

Australia is supporting Nepal to enhance economic opportunities for the poor and deliver services in its new federal structure.

### Strategic direction

In alignment with the Sustainable Development Goals (SDGs), the Australian aid program to Nepal is focused on: employment generation through micro-entrepreneurship for the most poor, particularly women; strengthening governance and service delivery under the new federal structure; and improving education quality and access.

Gender equality and social inclusion will remain a key focus of all major investments including Australia Awards, the Direct Aid Program and the Australian NGO Cooperation Program. Australia will continue to build stronger financial systems in Nepal and disaster risk reduction will remain an important aspect of current and new investments.

In 2018, through the Australia Awards we will offer 26 Long-term Awards and 70 Short-term Awards. As part of the Australia Awards, there are currently 62 Nepali students (48 per cent women) pursuing postgraduate studies in Australia.

### Program highlights


- Helping create more than 87,900 micro-entrepreneurs (71 per cent women) and more than 195,000 jobs (71 per cent women) since inception of the micro enterprise program in 1998.
- In partnerships with The Asia Foundation and Citizens Campaign for Clean Elections, Australia helped empower local civil society organisations and increased legitimacy of the 2017 local election process through the deployment of independent short-term and long-term election observers.

### Key framework documents

[Australia's Aid Investment Plan Nepal 2016-2020](#)

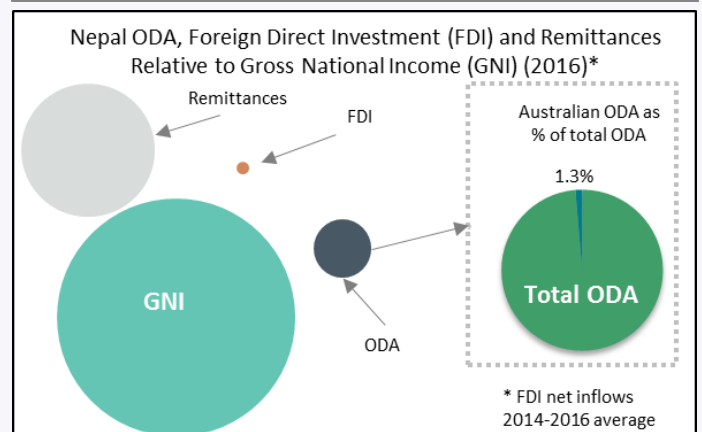
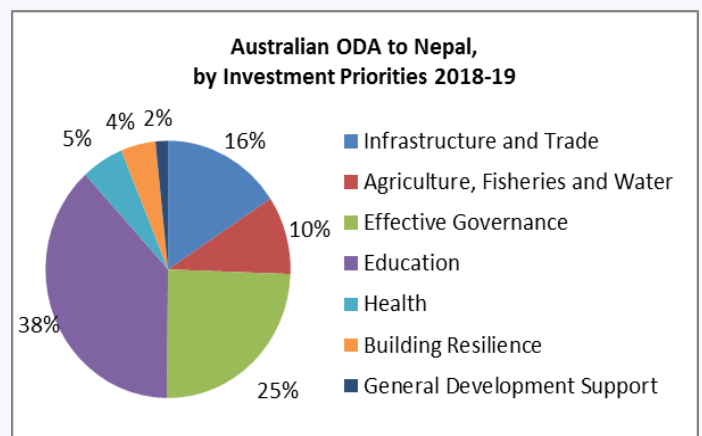
# NEPAL

Aid fact sheet: May 2018



|                                      | 2017-18<br>Estimated<br>Outcome (\$m) | 2018-19<br>Budget<br>Estimate<br>(\$m)* |
|--------------------------------------|---------------------------------------|---|
| Country Programs                     | 17.7                                  | 15.6                                    |
| Regional                             | 8.1                                   | 7.2                                     |
| Global                               | 7.3                                   | 7.3                                     |
| Other Government Departments         | 0.8                                   | 0.4                                     |
| <b>Total Australian ODA to Nepal</b> | <b>33.9</b>                           | <b>30.6</b>                             |
| <b>% of Total Australian ODA</b>     | <b>0.8%</b>                           | <b>0.8%</b>                             |

\*Due to rounding, discrepancies may occur between sums of the component items and totals.



**SUSTAINABLE DEVELOPMENT GOALS**