



## Australia Awards

# INFORMATION BRIEF: AUSTRALIA AWARDS

2016 - 17 Outcome: **\$303.3 million**

2017 - 18 Estimate: **\$320 million**

Australia Awards are prestigious international Scholarships and Fellowships funded by the Australian Government. They offer the next generation of global leaders an opportunity to undertake study, research and professional development in Australia and for high-achieving Australians to do the same overseas.

Australia Awards are a whole of Australian government initiative bringing together Scholarships and Fellowships administered by the Department of Foreign Affairs and Trade; the Department of Education; and the Australian Centre for International Agricultural Research.

## Why we give aid

Australia Awards, managed by the Department of Foreign Affairs and Trade contribute to the achievement of development objectives across a range of sectors and are a feature of nearly all of Australia's bilateral aid programs.

The Australia Awards aim to:

- build people-to-people linkages at the individual, institutional and country levels
- develop capacity and leadership skills so that individuals can contribute to development in their home country.

The Australia Awards extend our public diplomacy efforts by prioritising engagement with alumni and Fellowships hosted by Australian institutions, in science, sport, economic management, arts and cultural heritage.

The Australia Awards initiative will, over time, build a new generation of global leaders with strong links to Australia.

## How we give aid

Australia Awards offered through Australian aid program consist of Australia Awards Scholarships, Australia Awards Pacific Scholarships, and Australia Awards Fellowships.

There are also a number of supplementary programs associated with Australia Awards Scholarships including the Allison Sudradjat Prize and Hadi Soesastro Prize.

To ensure equity and broad participation, the Australian Government encourages women, people with disability, ethnic minorities, people living in rural areas and members of socio-economically disadvantaged groups to apply.

In April 2016, the Foreign Minister launched the *Australia Global Alumni Engagement Strategy 2016-2020*, a whole-of-government public diplomacy initiative developed in collaboration with Australia's tertiary education sector. Through the Strategy, the Australian Government will promote connections with and among Australia Awards alumni, New Colombo Plan alumni and non-award (private) alumni as they progress through their careers. We will provide opportunities for professional development, shared research and strengthened business connections.

## 2018 Intake

DFAT offered **4,031** awards in 2018 intake. The 2018 offer represented a **7 percent** increase in total number of global awards offered in 2017 (up from 3,769 awards in 2017).



# AUSTRALIA AWARDS FOCUS

## FOCUS OF AUSTRALIAN AID

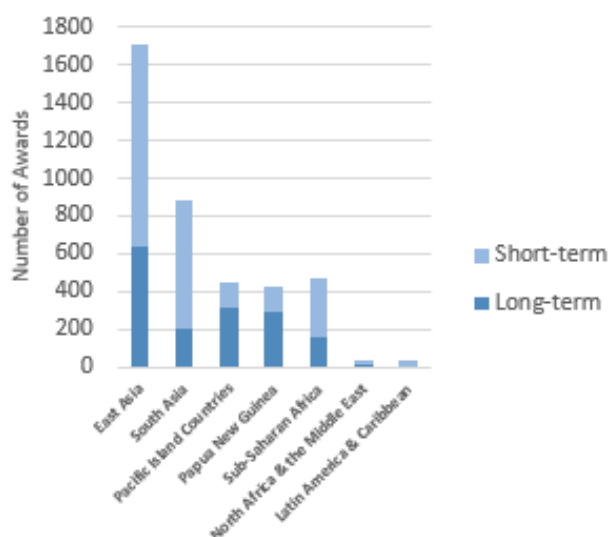
- In 2018, DFAT offered 4,031 Australia Awards to over 60 developing countries. This represents 7 per cent increase from the 2017 intake.
- In 2018, over 86 per cent of Australia Awards were offered to the Indo-Pacific region.
- The 4,031 awards in 2018 include 1,273 Australia Awards Scholarships, 340 Australia Awards Pacific Scholarships, 7 ACIAR awards; 1,136 Australia Awards Fellowships and 1,275 Short Course Awards.
- DFAT is financially supporting more than 5,100 long-term awardees in financial year 2017-18.

## REGIONAL FOCUS OF AUSTRALIA AWARDS 2018

	Long-term*	Short-term	Total
East Asia	639	1,073	1,712
South Asia	211	685	896
Pacific Island Countries	308	139	447
Papua New Guinea	290	139	429
Sub-Saharan Africa	155	319	474
North Africa & the Middle East	10	21	31
Latin America and Caribbean		35	35
<b>Totals</b>	<b>1,620</b>	<b>2,411</b>	<b>4,031</b>

\*=7 ACIAR awards are currently unallocated

## Australia Awards by regions



## COMMITMENTS TO AUSTRALIA AWARDS (\$Am)

Estimates	2014-15	2015-16	2016-17	2017-18
Whole of Agency	371.2	328.9	303.3	320 (Est)

## Top 5 Represented countries—by Australia Awards scholarships currently in Australia

Rank	Country	# of current scholars	% of total scholars	Female	Male	TVET	Undergrad	Postgrad
1	Indonesia	807	28	407	400	0	0	807
2	Vietnam*	256	9	150	105	0	0	256
3	Papua New Guinea	237	8	126	111	5	37	195
4	Philippines	158	6	92	66	0	0	158
5	Bangladesh	118	4	60	58	0	0	118
	All other Countries, total*	1,301	45	677	623	5	230	1,066
	<b>ALL COUNTRIES, TOTAL</b>	<b>2,877</b>	<b>100</b>	<b>1,512</b>	<b>1,363</b>	<b>10</b>	<b>267</b>	<b>2,600</b>

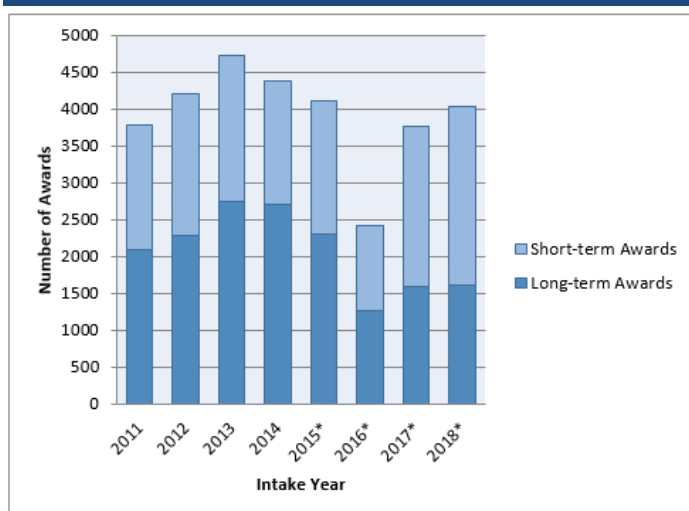
\*=One awardee from Vietnam and one from Samoa didn't specify gender

## AUSTRALIA AWARDS TOP RESULTS

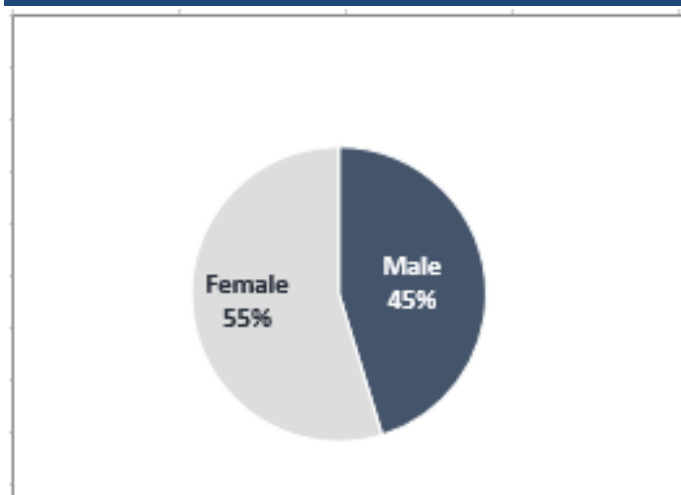
1. In 2017 DFAT awarded 3,769 long and short-term awards. Approximately 55 per cent of long-term awards and 54 per cent of short-term awards went to women.
2. DFAT provides three times as many awards to Asia annually, as were provided under the Colombo plan.
3. In 2016 more than 1,550 recipients successfully completed their award and returned home. A 2010 study showed that more than 85 per cent of scholars remain in their home country for at least two years. An average successful completion rate of over **95 per cent** since **2004**.
4. Since 2007, approximately 22,800 long-term awards and 17,200 short-term awards have been offered by DFAT (and the then AusAID).

DFAT'S <sup>2</sup> AUSTRALIA AWARDS INTAKE AND EXPENDITURE DATA					
Intake Year	Financial Year	Intake number	Long-term	Short-term	Cost (\$m)
2012	2011–12	4,204	2,277	1,927	284.9
2013	2012–13	4,731	2,742	1,989	303.6
2014	2013–14	4,370	2,708	1,662	362.5
2015	2014–15	4,107	2,286	1,821	371.2
2016*	2015–16	2,387	1,247	1,140	328.9
2017*	2016-17	3,769	1,606	2,163	303.3
2018*	2017-18	4,031	1,620	2,411	Estimated 320

DFAT'S<sup>2</sup> AUSTRALIA AWARDS FROM 2011–2018



GENDER RATIO OF 2017 INTAKE LONG -TERM SCHOLARS



\*=Projected counts

## STATISTICS FOR CURRENT AUSTRALIA AWARDS SCHOLARSHIPS IN AUSTRALIA (09-02-18)

CURRENT AUSTRALIA AWARDS SCHOLARSHIPS BY LEVEL OF STUDY				
Level of Study	Number of current awardees	percentage of total awardees	Average total cost per awardee (\$m)	Average length of study
Doctoral Degree	465	16.16	325,250	3–4 years
Masters Degree (Coursework)	2,101	73.06	148,800	2 years
Masters Degree (Research)	35	1.22	167,000	2 years
Bachelor Degree	265	9.21	266,250	3 years
Diploma (TVET)	11	0.35	117,550	1–2 years

CURRENT AUSTRALIA AWARDS SCHOLARSHIPS BY BROAD FIELD OF STUDY				
Broad Field of Study	Male	Female	Number of current scholars	Percentage of total scholars
Society and Culture**	405	499	905*	31.46
Management and Commerce	278	262	540	18.77
Health	81	203	284	9.87
Agriculture, Environmental and Related Studies	142	134	276	9.59
Engineering and Related Technologies	184	77	261	9.07
Natural and Physical Sciences	88	111	200*	6.95
Education	79	119	198	6.88
Information Technology	53	37	90	3.13
Architecture and Building	26	31	57	1.98
Creative Arts***	13	26	39	1.36
Mixed Field Programs	13	12	25	0.87
Food, Hospitality and Personal Services****		2	2	0.07

\* This count include 1 awardee (each) who didn't specify gender

\*\* Includes: Economics, Law, Policy/Political Science, Development Studies and International Relations

\*\*\* Includes: Communication, Journalism, Media Studies and Design

\*\*\*\* Includes: Tourism and Hospitality

AUSTRALIA AWARDS SCHOLARSHIPS SUCCESSFUL COMPLETION (%) PER YEAR							
Year of completion	2010	2011	2012	2013	2014	2015	2016
Percentage successful	96	96	96	97	97	98	98

## AUSTRALIA AWARDS SCHOLARSHIPS FUNDING TO AUSTRALIAN INSTITUTIONS: TOP 10 IN FY 2016–17

Rank	Institution	\$m
1	The University of Melbourne	22.1
2	The Australian National University	17.8
3	Flinders University	15.3
4	The University of Queensland	14.8
5	The University of Sydney	10.8
6	Monash University	9.5
7	The University of New South Wales (including ADFA)	7.3
8	The University of Adelaide	6.0
9	RMIT University	5.8
10	Curtin University	4.8
<b>Total for 47 Institutions</b>		<b>165.4</b>

## Snapshot of Australia Awards Fellowships Round 17 (between Sept 2017 - June 2018)

GEOGRAPHIC SPREAD BY REGION	
Region	# of fellows
East Asia	528
South Asia	330
Papua New Guinea	14
Pacific Island Countries	139
Sub-Saharan Africa	69
North Africa and the Middle East	21
North, Central and South America	35
<b>Total Fellows</b>	<b>1,136</b>

FUNDING BY AUSTRALIAN HOST ORGANISATION TYPE	
Organisation Type	Funding %
University	60
Private or Business	28
Government	10
Non-Government Organisation	2
<b>Grand Total</b>	<b>100</b>

FUNDING BY DEVELOPMENT ISSUE	
Development issue	Funding %
Governance	23.56
Education	13.15
Health	11.51
Private Sector Development	8.77
Environment	8.77
Gender	7.12
Food Security	4.99
Disability and Development	4.66
Water and Sanitation	4.60
Development Economics	4.17
Law and Justice	2.52
Tropical Health and Medical Research	1.97
Infrastructure	1.86
Trade	1.15
Arts, Culture and Design	0.71
Mining for Development	0.49
<b>Grand Total</b>	<b>100</b>

### TOTAL FUNDING COMMITMENT FOR 94 PROGRAMS

**\$18,187,984.00**

## AUSTRALIA AWARDS PROGRAM INFORMATION

### LONG-TERM AUSTRALIA AWARDS

- **Australia Awards Scholarships** are provided on a bilateral basis, in line with priority sectors identified by each country program. Australia Awards Scholarships have been funded by DFAT (and the former AusAID) for over 50 years. They are for long-term vocational, undergraduate, Masters or PhD level study at Australian institutions. Scholarship designs for each bilateral program identify priority areas of study to support development objectives.
- **Australia Awards Pacific Scholarships** have been offered for over 20 years. They provide opportunities for citizens of Pacific countries to study at selected educational institutions in Pacific countries and are awarded on merit and other selection criteria.

### SHORT-TERM AUSTRALIA AWARDS

- **Australia Awards Fellowships** were established in 2006 and aim to: develop leadership; address regional development priorities; and strengthen links between Australian organisations and organisations in developing countries. The program funds short-term training targeted at senior officials and mid-career professionals, who are in a position to advance key regional development policies and increase the institutional capacity of developing countries. Applications are submitted by Australian organisations twice a year and Fellowship programs are selected through a competitive process.
- **Australia Awards Short Courses** are targeted programs of intensive training provided for selected cohorts of award-ees. Best used to address specific technical or soft skills gaps, they are formal study or training opportunities, generally less than three months' duration, and delivered by an approved Australian higher education provider or an Australian Registered Training Organisation either in Australia or in partner countries. They are currently offered in Indonesia, selected countries from South and West Asia and Africa.

### DATA AND INFORMATION SOURCES

- AidWorks for budget actuals and estimates
- Long-term Awards — OASIS MicroStrategy reporting and Suva Post (for Pacific Scholarships only)
- Short-term Awards — Smarty Grants database, Microsoft Access database, short-course spreadsheet
- Australia Awards Office Excel [worksheet](#) with core dataset for graphs/tables as of December 2017
- Australia Awards 2011 & 2012 Annual Progress Reports — Australia Awards website