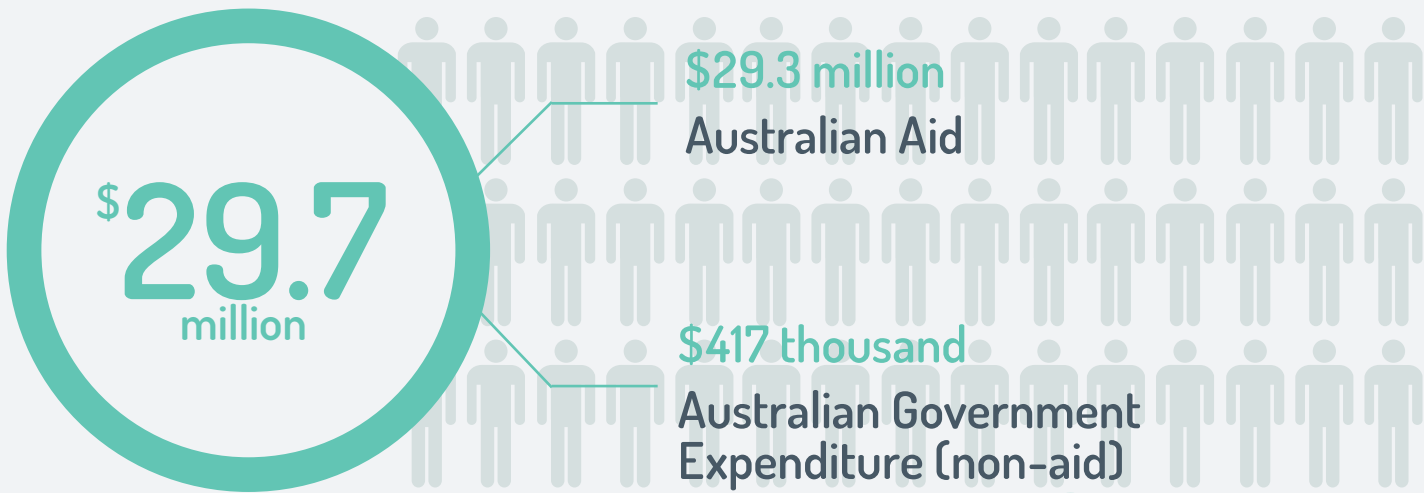




AUSTRALIA AND KIRIBATI

TOTAL AUSTRALIAN GOVERNMENT SUPPORT* (2015-16)



TWO-WAY GOODS AND SERVICES TRADE (2015)

\$54 MILLION

AUSTRALIAN INVESTMENT (2015)

\$13 MILLION

SEASONAL WORKERS FROM KIRIBATI

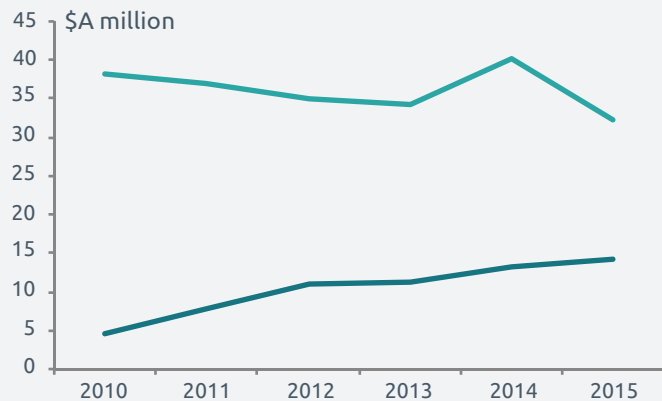
20

MIGRANT REMITTANCES FROM AUSTRALIA TO KIRIBATI

US \$3 MILLION

TWO-WAY TRADE

- imports to Australia from Kiribati
- exports from Australia to Kiribati



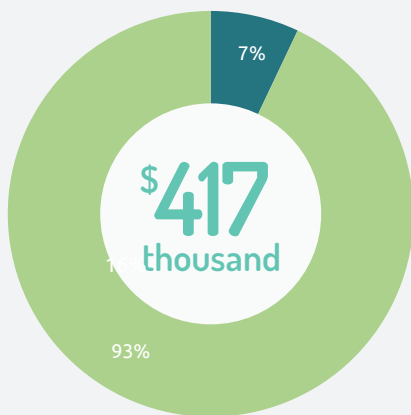
Sources: Department of Foreign Affairs and Trade – scholarships (2016), volunteers (2015-16); Department of Education – international students (2015); Australian Bureau of Statistics – trade and investment (2015), resident population by country of birth (Census 2011); Department of Immigration and Border Protection – visitors, seasonal workers, (2015-16); World Bank – remittances (2015)

*Total Australian Government support comprises Official Development Assistance (aid) and Other Official flows (non-aid), based on OECD Development Assistance Committee guidelines.



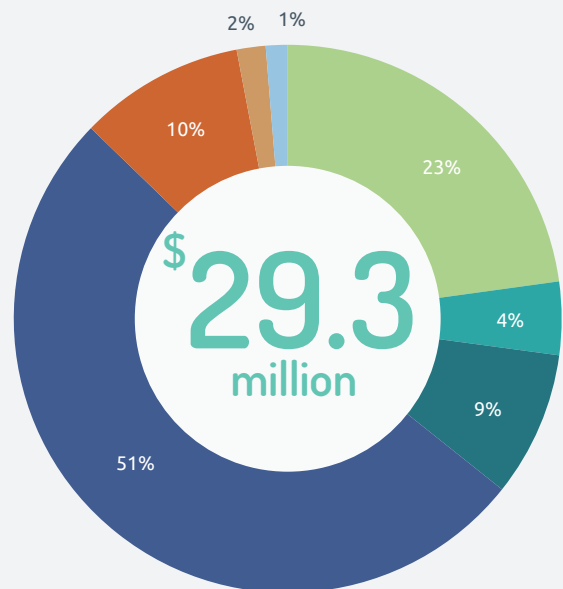
Australian Government Expenditure (non-aid) 2015-16

- Security policy engagement
- Wildlife and marine resource protection



Australian Aid to Kiribati, by Investment Priorities 2015-16

- Agriculture
- Building resilience
- Education
- Effective governance
- General development support
- Health
- Infrastructure and trade



CONNECTING PEOPLE

	Australian Government-supported volunteers	23
	I-Kiribati students in Australia	8
	I-Kiribati recipients of Australia Awards	33
	Australian visitors to Kiribati	1600
	I-Kiribati visitors to Australia	700
	Resident Australian population born in Kiribati	600
	Australian NGO Cooperation Program	\$0.1m

AUSTRALIAN SHARE OF TOTAL OFFICIAL DEVELOPMENT ASSISTANCE TO KIRIBATI - 30.8%
AUSTRALIAN AID COMPARED TO KIRIBATI'S ECONOMY - 71% OF GNI

Further information: *Australian Engagement with Developing Countries: Part 2: Official Sector Statistical Summary 2015-16.*