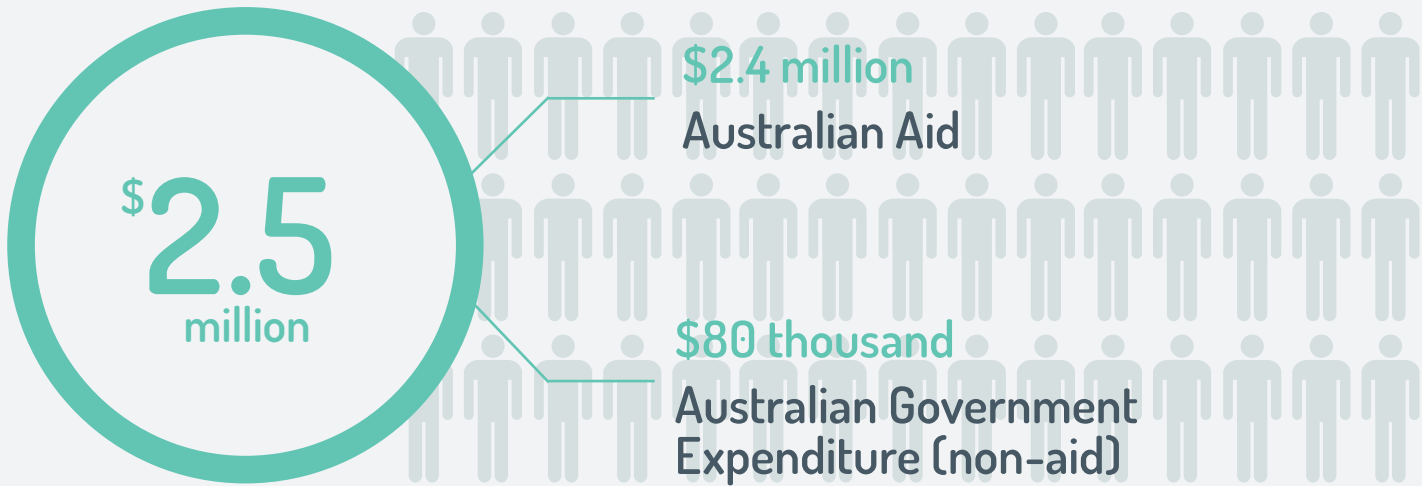




AUSTRALIA AND FEDERATED STATES OF MICRONESIA

TOTAL AUSTRALIAN GOVERNMENT SUPPORT* (2015-16)

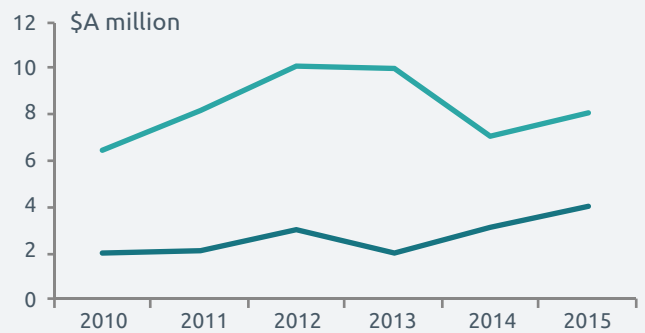


TWO-WAY GOODS AND SERVICES TRADE (2015)

\$12 MILLION

TWO-WAY TRADE

- imports to Australia from Federated States of Micronesia
- exports from Australia to Federated States of Micronesia

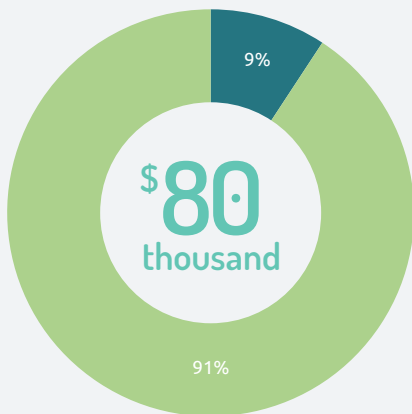


Sources: Department of Foreign Affairs and Trade – scholarships (2016), volunteers (2015-16); Department of Education; Australian Bureau of Statistics – trade and investment (2015), resident population by country of birth (Census 2011); Department of Immigration and Border Protection – visitors (2015-16)
 *Total Australian Government support comprises Official Development Assistance (aid) and Other Official flows (non-aid), based on OECD Development Assistance Committee guidelines.



Australian Government Expenditure (non-aid) 2015-16

- Security policy engagement
- Wildlife and marine resource protection

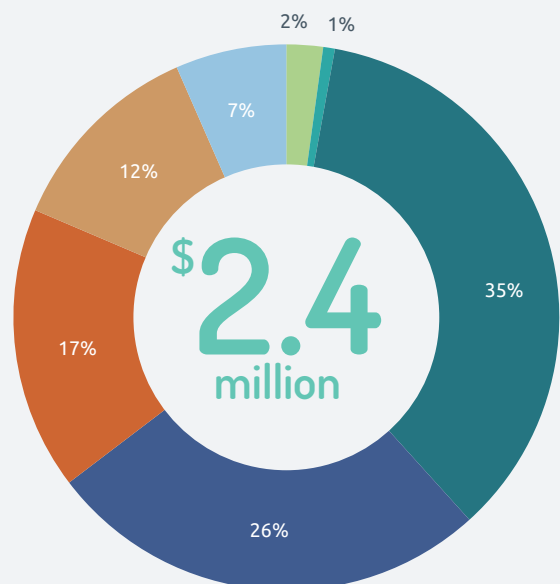


CONNECTING PEOPLE



Australian Aid to Federated States of Micronesia, by Investment Priorities 2015-16

- Agriculture
- Building resilience
- Education
- Effective governance
- General development support
- Health
- Infrastructure and trade



AUSTRALIAN SHARE OF TOTAL OFFICIAL DEVELOPMENT ASSISTANCE TO MICRONESIA - 3.1%
AUSTRALIAN AID COMPARED TO MICRONESIA'S ECONOMY - 1.1% OF GNI

Further information: *Australian Engagement with Developing Countries: Part 2: Official Sector Statistical Summary 2015-16.*