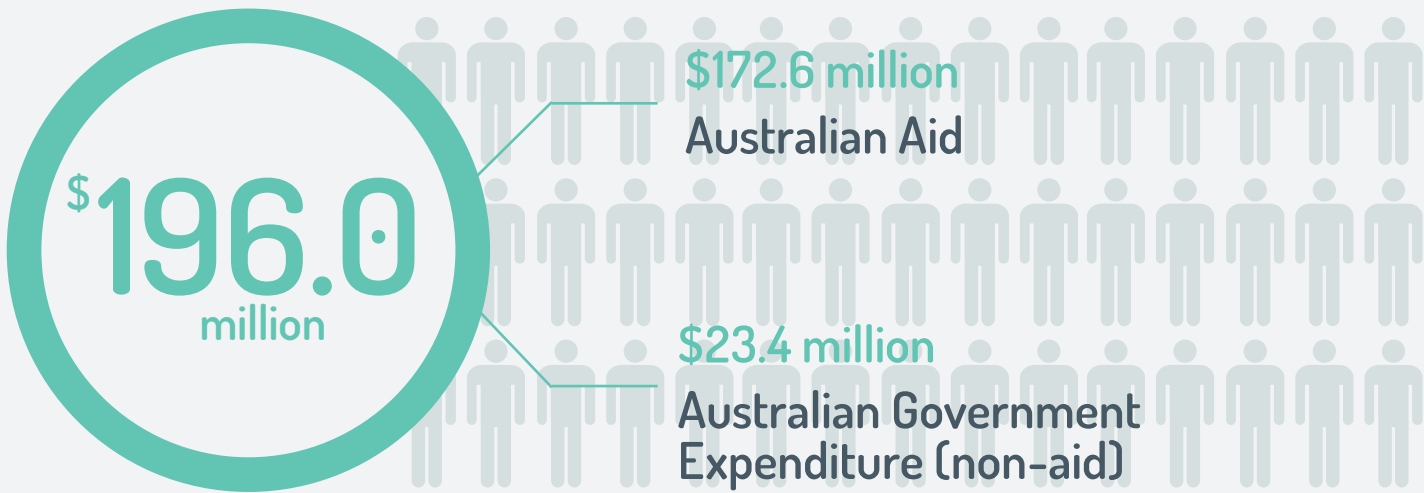




AUSTRALIA AND SOLOMON ISLANDS

TOTAL AUSTRALIAN GOVERNMENT SUPPORT* (2015-16)



TWO-WAY GOODS AND SERVICES TRADE (2015)

\$398 MILLION

AUSTRALIAN INVESTMENT (2015)

\$24 MILLION

SOLOMON ISLANDS INVESTMENT (2015)

\$297 MILLION

SEASONAL WORKERS FROM SOLOMON ISLANDS

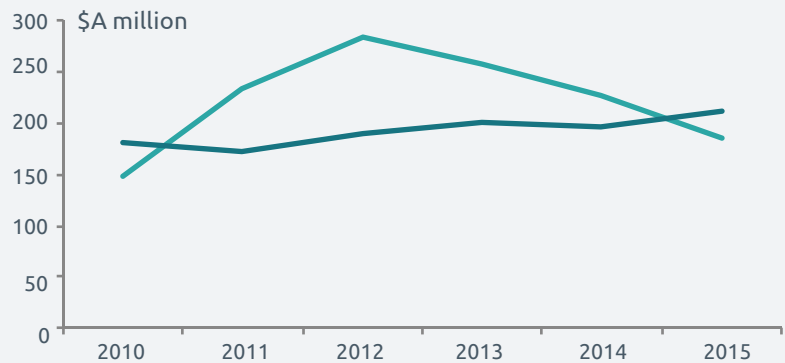
61

MIGRANT REMITTANCES FROM AUSTRALIA TO SOLOMON ISLANDS

US \$14 MILLION

TWO-WAY TRADE

- imports to Australia from Solomon Islands
- exports from Australia to Solomon Islands



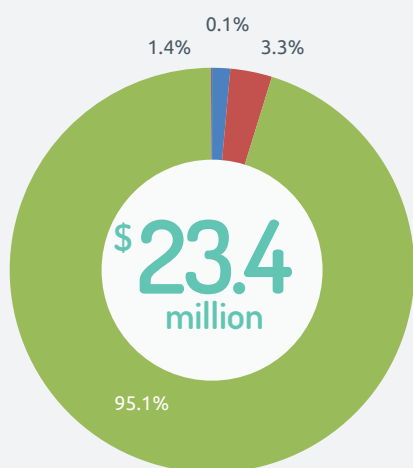
Sources: Department of Foreign Affairs and Trade – scholarships (2016), volunteers (2015-16); New Colombo Plan (2016); Department of Education – international students (2015); Australian Bureau of Statistics – trade and investment (2015), resident population by country of birth (Census 2011); Department of Immigration and Border Protection – visitors, seasonal workers (2015-16); World Bank – remittances (2015)

*Total Australian Government support comprises Official Development Assistance (aid) and Other Official flows (non-aid), based on OECD Development Assistance Committee guidelines.



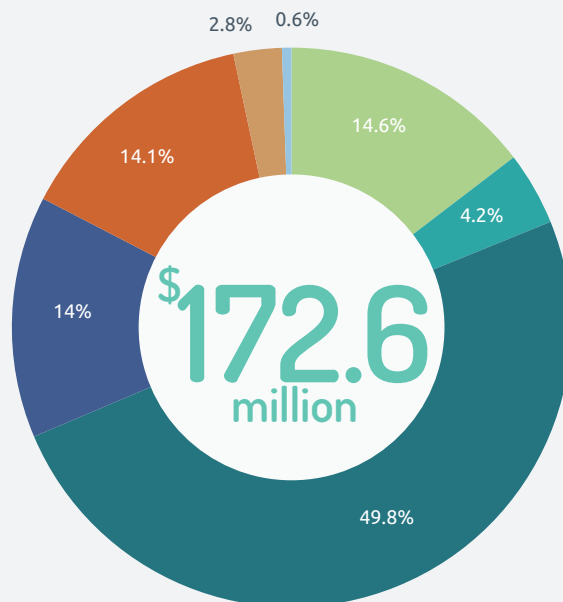
Australian Government Expenditure (non-aid) 2015-16

- Teacher and student exchanges
- Wildlife and marine resources protection
- Transnational crime
- Other engagement



Australian Aid to Solomon Islands, by Investment Priorities 2015-16

- Agriculture
- Building resilience
- Education
- Effective governance
- General development support
- Health
- Infrastructure and trade



CONNECTING PEOPLE

	Australian Government-supported volunteers	101
	Australian participants in New Colombo Plan	79
	Solomon Islander students in Australia	132
	Solomon Islander recipients of Australia Awards	33
	Australian visitors to Solomon Islands	10,800
	Solomon Islander visitors to Australia	7,200
	Resident Australian population born in Solomon Islands	2,020
	Australian NGO Cooperation Program	\$3.8m

AUSTRALIAN SHARE OF TOTAL OFFICIAL DEVELOPMENT ASSISTANCE TO SOLOMON ISLANDS - 67.8%
AUSTRALIAN AID COMPARED TO SOLOMON ISLANDS' ECONOMY - 13.3% OF GNI

Further information: *Australian Engagement with Developing Countries: Part 2: Official Sector Statistical Summary 2015-16.*