



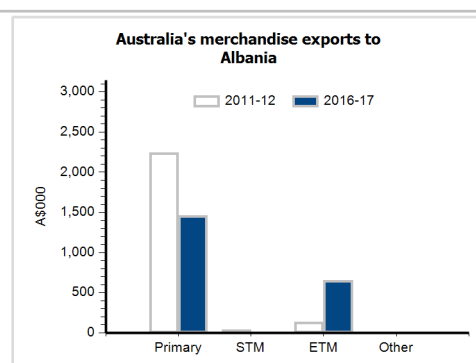
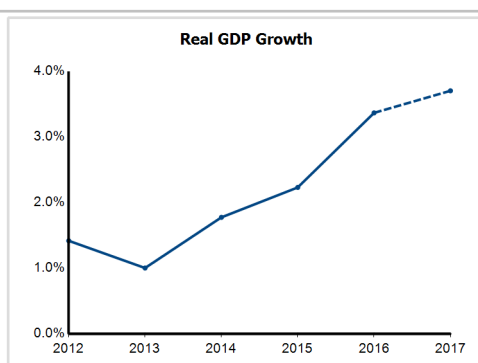
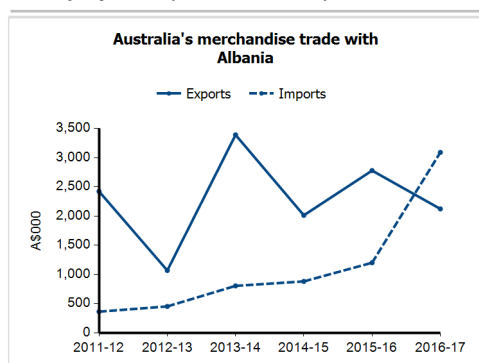
## General information

<b>Capital:</b>	Tirana
<b>Land area:</b>	27,400 sq km
<b>Official language(s):</b>	Albanian
<b>Population:</b>	2.9 million (2016)
<b>Currency:</b>	Lek

<b>Head of State</b>
President HE Mr Ilir Meta
<b>Head of Government</b>
Prime Minister HE Mr Edi Rama

## Economic indicators (a)

	2012	2013	2014	2015	2016	2017
<b>GDP (US\$b) (current prices)</b>	12.3	12.8	13.2	11.3	11.9	13.0
<b>GDP per capita (US\$)</b>	4,248.8	4,415.7	4,584.9	3,935.7	4,125.7	4,520.3
<b>GDP PPP (Int'l \$b)</b>	29.6	30.3	31.4	32.5	34.0	35.9
<b>GDP per capita PPP (Int'l \$)</b>	10,190.2	10,477.7	10,877.5	11,273.5	11,820.5	12,471.7
<b>Real GDP growth (% change yoy)</b>	1.4	1.0	1.8	2.2	3.4	3.7
<b>Current account balance (US\$b)</b>	-1.3	-1.2	-1.4	-1.0	-0.9	-1.2
<b>Current account balance (% GDP)</b>	-10.2	-9.3	-10.8	-8.6	-7.6	-9.2
<b>Inflation (% change yoy)</b>	2.0	1.9	1.6	1.9	1.3	2.1
<b>Unemployment (% labour force)</b>	13.4	16.0	17.5	17.1	15.2	14.0



## Australia's trade and investment relationship with Albania (b)

## Australian merchandise trade with Albania, 2016-17 (A\$000)

		Total share	Rank	Growth (yoy)
Exports to Albania	2,124	0.0%	156th	-23.6%
Imports from Albania	3,091	0.0%	124th	157.3%
Total merchandise trade (exports + imports)	5,215	0.0%	158th	31.0%

## Major Australian exports, 2016-17 (A\$000)

Hides & skins, raw (excl furskins)	1,023
Margarine	435
Mechanical handling equip & parts	243
Specialised machinery & parts	145

## Major Australian imports, 2016-17 (A\$000)

Pig-iron	754
Furniture, mattresses & cushions	684
Footwear	402
Crude vegetable matter, nes	399

## Australia's trade in services with Albania, 2016-17 (A\$m)

		Total share	Rank	Growth (yoy)
Exports of services to Albania	5	0.0%	123rd	25.0%
Imports of services from Albania	6	0.0%	124th	-25.0%

## Australia's investment relationship with Albania, 2016 (A\$m)

	Total	FDI
Australia's investment in Albania	0	0
Albania's investment in Australia	np	0

## Albania's global merchandise trade relationships

## Albania's principal export destinations, 2016

1 Italy	54.6%
2 Serbia	8.7%
3 Greece	4.6%
46 Australia	0.0%

## Albania's principal import sources, 2016

1 Italy	29.3%
2 Germany	9.5%
3 China	8.8%
69 Australia	0.0%