



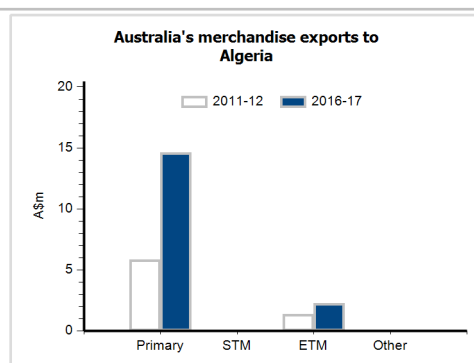
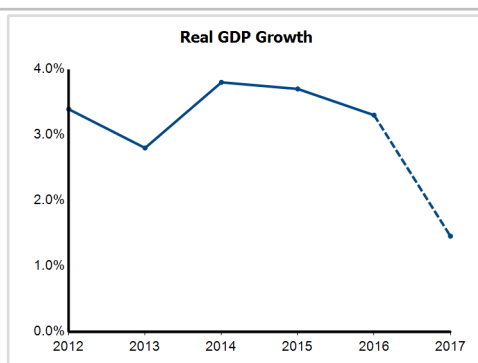
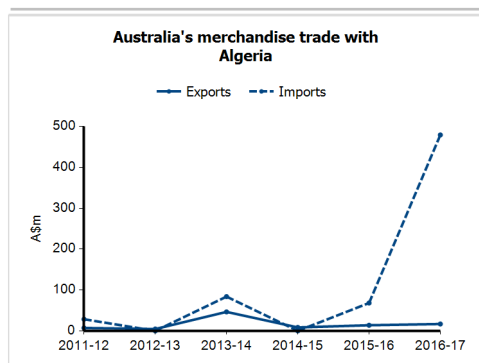
General information

Capital:	Algiers
Land area:	2,381,740 sq km
Official language(s):	Arabic
Population:	40.8 million (2016)
Currency:	Algerian Dinar

Head of State	President HE Mr Abdelaziz Bouteflika
Head of Government	Prime Minister HE Mr Ahmed Ouyahia

Economic indicators (a)

	2012	2013	2014	2015	2016	2017
GDP (US\$b) (current prices)	209.0	209.8	213.8	165.9	159.0	175.5
GDP per capita (US\$)	5,574.5	5,477.1	5,466.3	4,150.7	3,901.8	4,225.0
GDP PPP (Int'l \$b)	503.6	526.1	555.9	582.7	609.6	629.3
GDP per capita PPP (Int'l \$)	13,431.9	13,737.1	14,211.9	14,581.0	14,955.3	15,149.6
Real GDP growth (% change yoy)	3.4	2.8	3.8	3.7	3.3	1.5
Current account balance (US\$b)	12.3	0.8	-9.4	-27.3	-26.3	-22.9
Current account balance (% GDP)	5.9	0.4	-4.4	-16.5	-16.5	-13.0
Inflation (% change yoy)	8.9	3.3	2.9	4.8	6.4	5.5
Unemployment (% labour force)	11.0	9.8	10.6	11.2	10.5	11.7



Australia's trade and investment relationship with Algeria (b)

Australian merchandise trade with Algeria, 2016-17 (A\$m)	Total share	Rank	Growth (yoy)
Exports to Algeria	0.0%	99th	22.3%
Imports from Algeria	0.2%	43rd	602.5%
Total merchandise trade (exports + imports)	0.1%	51st	504.8%

Major Australian exports, 2016-17 (A\$m)

Wheat	12
Meat (excl beef), f.c.f.	1
Milk, cream, whey & yoghurt	1
Medical instruments (incl veterinary)	0

Major Australian imports, 2016-17 (A\$m)

Crude petroleum	479
Aircraft, spacecraft & parts	0
Fruit & nuts	0
Plastic articles, nes	0

Australia's trade in services with Algeria, 2016-17 (A\$m)

	Total share	Rank	Growth (yoy)
Exports of services to Algeria	0.0%	134th	0.0%
Imports of services from Algeria	0.0%	129th	-37.5%

Australia's investment relationship with Algeria, 2016 (A\$m)

	Total	FDI
Australia's investment in Algeria	0	0
Algeria's investment in Australia	np	np

Algeria's global merchandise trade relationships

Algeria's principal export destinations, 2016

1 Italy	17.4%
2 Spain	12.9%
3 United States	12.9%
21 Australia	0.6%

Algeria's principal import sources, 2016

1 China	17.9%
2 France	10.1%
3 Italy	9.9%
74 Australia	0.0%