



General information

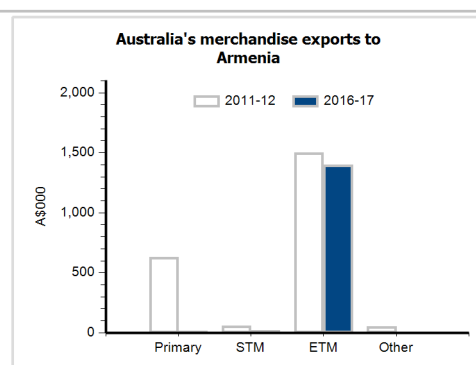
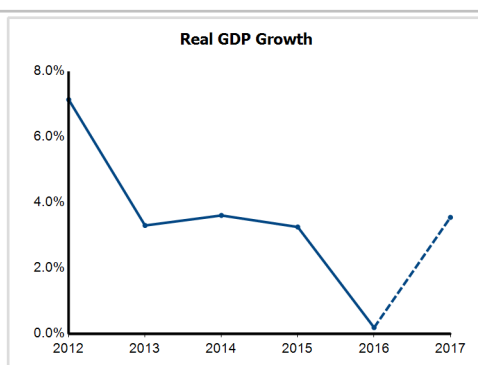
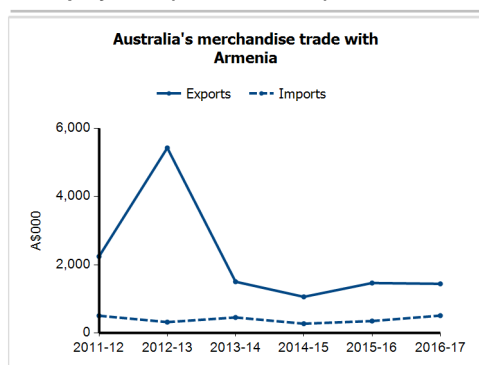
Fact sheets are updated biannually; June and December

Capital:	Yerevan
Land area:	28,470 sq km
Official language(s):	Armenian
Population:	3.0 million (2016)
Currency:	Dram

Head of State
President HE Mr Armen Sarkissian
Head of Government
Prime Minister HE Mr Nikol Pashinyan

Economic indicators (a)

	2012	2013	2014	2015	2016	2017
GDP (US\$b) (current prices)	10.6	11.1	11.6	10.6	10.6	11.0
GDP per capita (US\$)	3,575.5	3,732.0	3,889.0	3,529.0	3,532.6	3,690.3
GDP PPP (Int'l \$b)	22.0	23.1	24.4	25.5	25.8	27.2
GDP per capita PPP (Int'l \$)	7,418.1	7,760.5	8,170.3	8,512.8	8,637.0	9,098.4
Real GDP growth (% change yoy)	7.1	3.3	3.6	3.3	0.2	3.5
Current account balance (US\$b)	-1.1	-0.8	-0.9	-0.3	-0.2	-0.4
Current account balance (% GDP)	-10.0	-7.3	-7.6	-2.6	-2.3	-3.6
Inflation (% change yoy)	2.5	5.8	3.0	3.7	-1.4	1.9
Unemployment (% labour force)	17.3	16.2	17.6	18.5	18.8	18.9



Australia's trade and investment relationship with Armenia (b)

Australian merchandise trade with Armenia, 2016-17 (A\$000)

		Total share	Rank	Growth (yoy)
Exports to Armenia	1,441	0.0%	168th	-1.6%
Imports from Armenia	507	0.0%	162nd	45.8%
Total merchandise trade (exports + imports)	1,948	0.0%	180th	7.5%

Major Australian exports, 2016-17 (A\$000)

Telecom equipment & parts	981
Electrical machinery & parts, nes	114
Medical instruments (incl veterinary)	60
Pharm products (excl medicaments)	44

Major Australian imports, 2016-17 (A\$000)

Men's clothing (excl knitted)	168
Women's clothing (excl knitted)	136
Alcoholic beverages	46
Footwear	42

Australia's trade in services with Armenia, 2016-17 (A\$m)

		Total share	Rank	Growth (yoy)
Exports of services to Armenia	1	0.0%	154th	-50.0%
Imports of services from Armenia	4	0.0%	134th	33.3%

Australia's investment relationship with Armenia, 2016 (A\$m)

	Total	FDI
Australia's investment in Armenia	np	0
Armenia's investment in Australia	np	0

Armenia's global merchandise trade relationships

Armenia's principal export destinations, 2016

1 Russian Federation	20.9%
2 Bulgaria	8.6%
3 Georgia	8.0%
53 Australia	0.0%

Armenia's principal import sources, 2016

1 Russian Federation	30.8%
2 China	11.0%
3 Iran	5.1%
58 Australia	0.1%