



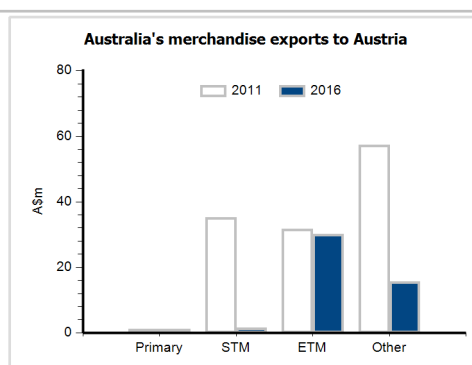
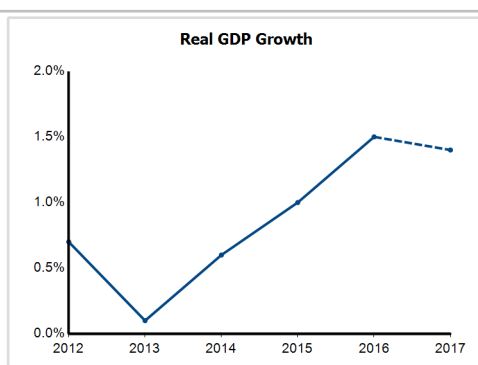
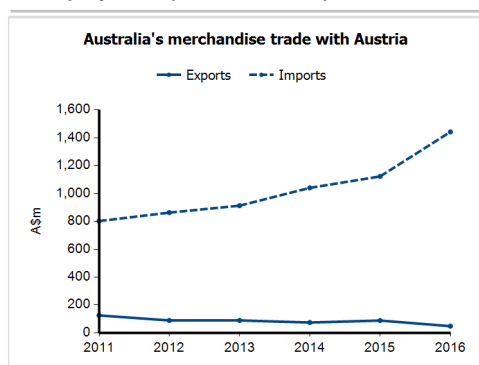
## General information

<b>Capital:</b>	Vienna
<b>Land area:</b>	82,409 sq km
<b>Official language(s):</b>	German
<b>Population:</b>	8.7 million (2016)
<b>Currency:</b>	Euro

<b>Head of State</b>	Federal President HE Dr Alexander Van der Bellen
<b>Head of Government</b>	Federal Chancellor HE Christian Kern

## Economic indicators (a)

	2012	2013	2014	2015	2016	2017
<b>GDP (US\$b) (current prices)</b>	407.7	428.4	439.1	377.2	386.8	383.5
<b>GDP per capita (US\$)</b>	48,381.4	50,533.3	51,390.0	43,749.6	44,498.4	43,786.1
<b>GDP PPP (Int'l \$b)</b>	381.5	388.2	397.6	405.8	417.2	432.4
<b>GDP per capita PPP (Int'l \$)</b>	45,275.8	45,787.5	46,541.6	47,071.8	48,004.7	49,370.9
<b>Real GDP growth (% change yoy)</b>	0.7	0.1	0.6	1.0	1.5	1.4
<b>Current account balance (US\$b)</b>	6.1	8.4	10.5	7.0	9.3	9.3
<b>Current account balance (% GDP)</b>	1.5	2.0	2.4	1.8	2.4	2.4
<b>Inflation (% change yoy)</b>	2.6	2.1	1.5	0.8	1.0	2.1
<b>Unemployment (% labour force)</b>	4.9	5.3	5.6	5.8	6.1	5.9



## Australia's trade and investment relationship with Austria (b)

### Australian merchandise trade with Austria, 2016 (A\$m)

		<b>Total share</b>	<b>Rank</b>	<b>Growth (yoy)</b>
Exports to Austria	48	0.0%	74th	-45.4%
Imports from Austria	1,442	0.5%	27th	28.4%
<b>Total merchandise trade (exports + imports)</b>	<b>1,491</b>	<b>0.3%</b>	<b>34th</b>	<b>23.0%</b>

### Major Australian exports, 2016 (A\$m)

Gold coin & legal tender coin	14
Measuring & analysing instruments	5
Electrical circuits equipment	4
Aircraft, spacecraft & parts	2

### Major Australian imports, 2016 (A\$m)

Milk, cream, whey & yoghurt	121
Civil engineering equipment & parts	109
Goods vehicles	107
Motorcycles & cycles	76

### Australia's trade in services with Austria, 2016 (A\$m)

		<b>Total share</b>	<b>Rank</b>	<b>Growth (yoy)</b>
Exports of services to Austria	82	0.1%	56th	7.9%
Imports of services from Austria	135	0.2%	44th	3.1%

### Australia's investment relationship with Austria, 2016 (A\$m)

	<b>Total</b>	<b>FDI</b>
Australia's investment in Austria	1,078	np
Austria's investment in Australia	3,629	np

## Austria's global merchandise trade relationships

### Austria's principal export destinations, 2016

1 Germany	29.4%
2 United States	6.1%
3 Italy	6.0%
22 Australia	0.8%

### Austria's principal import sources, 2016

1 Germany	42.1%
2 Italy	5.8%
3 Switzerland	5.2%
54 Australia	0.1%