



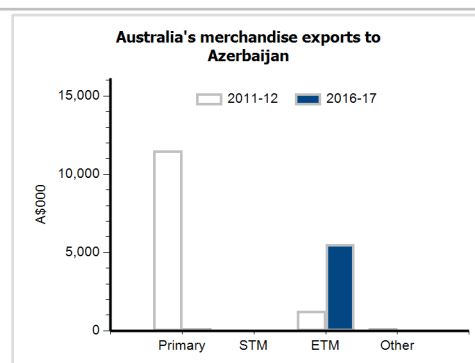
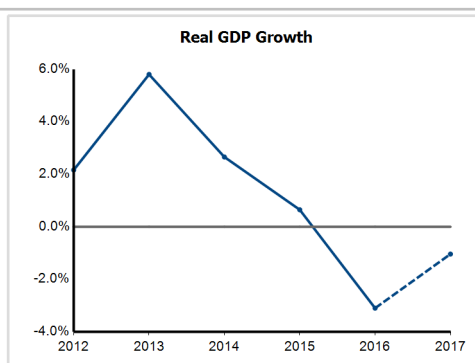
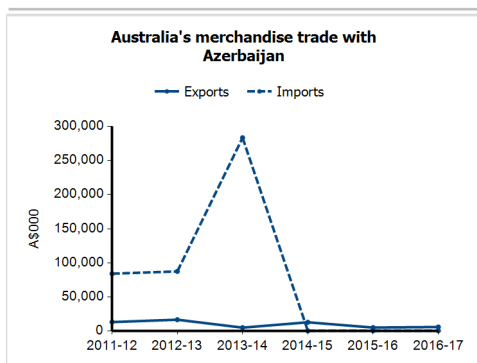
General information

Capital:	Baku
Land area:	82,658 sq km
Official language(s):	Azerbaijani
Population:	9.5 million (2016)
Currency:	Manat

Head of State
President HE Mr Ilham Aliyev
Head of Government
Prime Minister HE Mr Artur Rasizade

Economic indicators (a)

	2012	2013	2014	2015	2016	2017
GDP (US\$b) (current prices)	68.7	73.6	75.2	50.8	37.6	39.2
GDP per capita (US\$)	7,471.8	7,936.5	8,048.8	5,396.4	3,956.4	4,097.6
GDP PPP (Int'l \$b)	147.7	158.8	165.9	168.8	165.7	166.8
GDP per capita PPP (Int'l \$)	16,062.8	17,132.4	17,761.1	17,926.7	17,453.0	17,432.9
Real GDP growth (% change yoy)	2.2	5.8	2.7	0.6	-3.1	-1.0
Current account balance (US\$b)	15.0	11.8	10.0	-0.2	-1.4	0.7
Current account balance (% GDP)	21.9	16.1	13.3	-0.4	-3.6	1.9
Inflation (% change yoy)	1.0	2.4	1.4	4.0	12.4	12.0
Unemployment (% labour force)	6.0	6.0	6.0	6.0	6.0	6.0



Australia's trade and investment relationship with Azerbaijan (b)

Australian merchandise trade with Azerbaijan, 2016-17 (A\$000)	Total share	Rank	Growth (yoy)	
Exports to Azerbaijan	5,712	0.0%	132nd	17.0%
Imports from Azerbaijan	266	0.0%	175th	1.3%
Total merchandise trade (exports + imports)	5,978	0.0%	155th	16.2%

Major Australian exports, 2016-17 (A\$000)

Civil engineering equipment & parts	1,075
Pumps for liquids & parts	1,060
Mechanical handling equip & parts	919
Pumps (excl liquid pumps) & parts	727

Major Australian imports, 2016-17 (A\$000)

Fruit juices	206
Artwork & antiques	37
Manufactures of base metal, nes	13
Fruit & nuts	5

Australia's trade in services with Azerbaijan, 2016-17 (A\$m)

	Total share	Rank	Growth (yoy)	
Exports of services to Azerbaijan	6	0.0%	118th	0.0%
Imports of services from Azerbaijan	3	0.0%	138th	50.0%

Australia's investment relationship with Azerbaijan, 2016 (A\$m)

	Total	FDI
Australia's investment in Azerbaijan	np	0
Azerbaijan's investment in Australia	0	0

Azerbaijan's global merchandise trade relationships

Azerbaijan's principal export destinations, 2016

1 Italy	17.2%
2 Turkey	12.5%
3 Taiwan	8.8%
71 Australia	0.0%

Azerbaijan's principal import sources, 2016

1 Russian Federation	19.0%
2 Turkey	14.8%
3 China	8.7%
53 Australia	0.1%