



General information

Capital:	Nassau
Land area:	10,010 sq km
Official language(s):	English
Population:	368,000 (2016)
Currency:	Bahamian dollar

Head of State

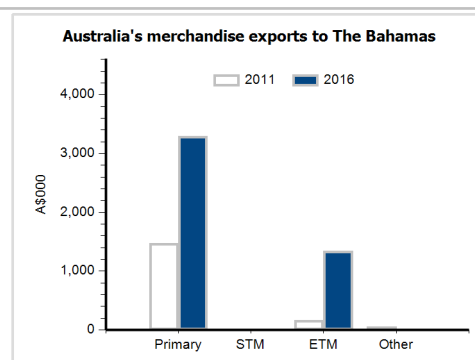
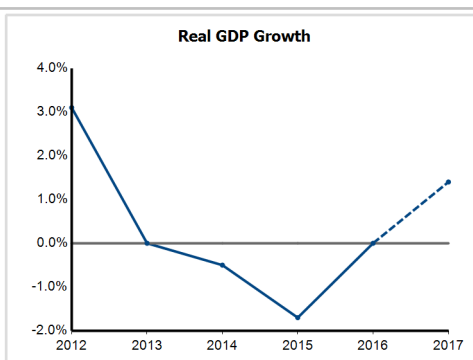
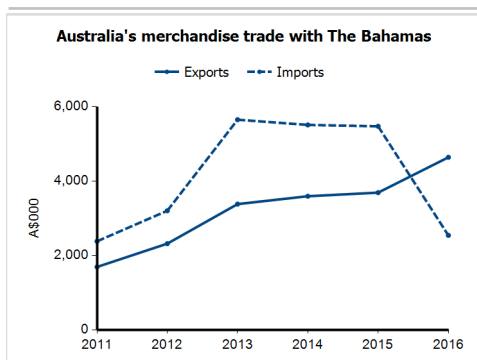
HM Queen Elizabeth II, represented by the Governor-General HE Dame Marguerite Pindling

Head of Government

Prime Minister The Right Hon Dr Hubert Alexander Minnis

Economic indicators (a)

	2012	2013	2014	2015	2016	2017
GDP (US\$b) (current prices)	8.4	8.5	8.6	8.9	8.9	9.2
GDP per capita (US\$)	23,842.9	23,924.8	23,926.4	24,309.6	24,272.0	24,630.8
GDP PPP (Int'l \$b)	8.7	8.9	9.0	8.9	9.0	9.4
GDP per capita PPP (Int'l \$)	24,771.0	24,895.6	24,930.0	24,505.4	24,555.2	25,173.8
Real GDP growth (% change yoy)	3.1	0.0	-0.5	-1.7	0.0	1.4
Current account balance (US\$b)	-1.5	-1.5	-1.9	-1.4	-1.0	-1.2
Current account balance (% GDP)	-17.9	-17.5	-22.0	-16.0	-11.4	-13.1
Inflation (% change yoy)	1.9	0.4	1.2	1.9	0.4	1.5
Unemployment (% labour force)	14.4	15.8	14.6	13.4	12.2	12.6



Australia's trade and investment relationship with The Bahamas (b)

Australian merchandise trade with The Bahamas, 2016 (A\$000)

		Total share	Rank	Growth (yoy)
Exports to The Bahamas	4,645	0.0%	136th	25.7%
Imports from The Bahamas	2,544	0.0%	125th	-53.6%
Total merchandise trade (exports + imports)	7,189	0.0%	147th	-21.6%

Major Australian exports, 2016 (A\$000)

Meat (excl beef), f.c.f.	2,951
Rotating electric plant & parts	1,209
Alcoholic beverages	337
Artwork & antiques	100

Major Australian imports, 2016 (A\$000)

Crustaceans, f.c.f.	1,619
Primary styrene polymers	468
Alcoholic beverages	455
Manufactures of base metal, nes	2

Australia's trade in services with The Bahamas, 2016 (A\$m)

		Total share	Rank	Growth (yoy)
Exports of services to The Bahamas	15	0.0%	98th	87.5%
Imports of services from The Bahamas	7	0.0%	117th	-50.0%

Australia's investment relationship with The Bahamas, 2016 (A\$m)

	Total	FDI
Australia's investment in The Bahamas	862	np
The Bahamas' investment in Australia	2,129	np

The Bahamas' global merchandise trade relationships

The Bahamas' principal export destinations, 2015

1 United States	83.1%
2 France	4.4%
3 Finland	3.2%
10 Australia	0.4%

The Bahamas' principal import sources, 2015

1 United States	81.9%
2 Dominica	1.5%
3 Japan	1.1%
48 Australia	0.0%