



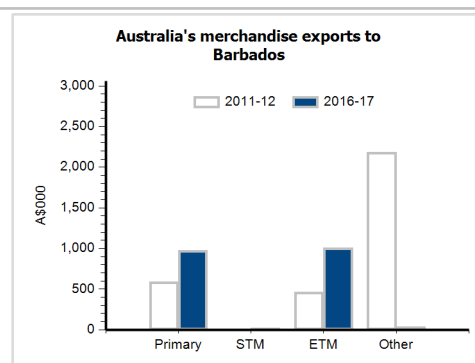
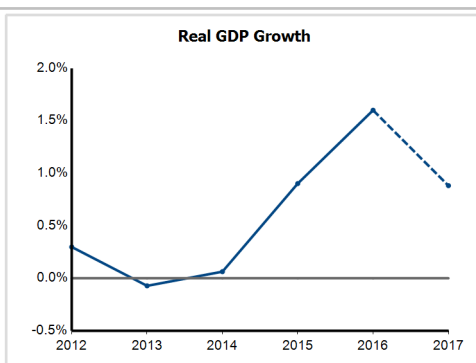
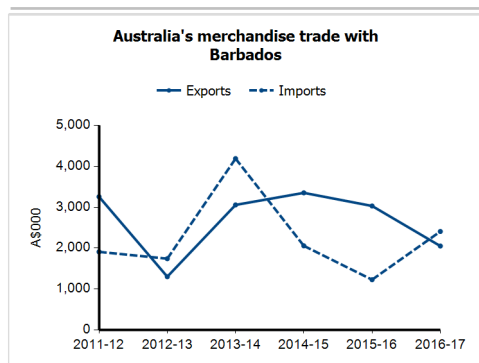
General information

Capital:	Bridgetown
Land area:	430 sq km
Official language(s):	English
Population:	280,000 (2016)
Currency:	Barbados Dollar

Head of State	HM Queen Elizabeth II represented by Governor-General HE Sir Elliott Fitzroy Belgrave
Head of Government	Prime Minister The Honourable Mia Mottley

Economic indicators (a)

	2012	2013	2014	2015	2016	2017
GDP (US\$b) (current prices)	4.3	4.4	4.4	4.4	4.6	4.8
GDP per capita (US\$)	15,593.3	15,698.4	15,596.6	15,814.7	16,237.0	17,158.8
GDP PPP (Int'l \$b)	4.4	4.5	4.6	4.7	4.8	4.9
GDP per capita PPP (Int'l \$)	15,893.0	16,101.6	16,363.6	16,652.3	17,095.7	17,507.9
Real GDP growth (% change yoy)	0.3	-0.1	0.1	0.9	1.6	0.9
Current account balance (US\$m)	-391.0	-391.0	-433.0	-289.0	-208.0	-160.0
Current account balance (% GDP)	-9.0	-8.9	-9.9	-6.5	-4.6	-3.3
Inflation (% change yoy)	4.5	1.8	1.8	-1.1	1.3	5.0
Unemployment (% labour force)	11.5	11.6	12.3	11.3	9.9	9.8



Australia's trade and investment relationship with Barbados (b)

Australian merchandise trade with Barbados, 2016-17 (A\$000)	Total share	Rank	Growth (yoy)
Exports to Barbados	0.0%	160th	-32.3%
Imports from Barbados	0.0%	129th	96.1%
Total merchandise trade (exports + imports)	0.0%	161st	4.7%

Major Australian exports, 2016-17 (A\$000)

Alcoholic beverages	530
Taps, cocks & valves	473
Meat (excl beef), f.c.f.	398
Nails, screws, nuts, bolts & rivets	170

Major Australian imports, 2016-17 (A\$000)

Alcoholic beverages	1,397
Optical goods, nes	775
Plastic articles, nes	85
Mechanical handling equip & parts	74

Australia's trade in services with Barbados, 2016-17 (A\$m)

	Total share	Rank	Growth (yoy)
Exports of services to Barbados	0.0%	112th	300.0%
Imports of services from Barbados	0.0%	150th	-50.0%

Australia's investment relationship with Barbados, 2016 (A\$m)

	Total	FDI
Australia's investment in Barbados	572	np
Barbados' investment in Australia	np	np

Barbados' global merchandise trade relationships

Barbados' principal export destinations, 2016

1 United States	34.4%
2 Trinidad & Tobago	7.7%
3 Guyana	4.5%
65 Australia	0.0%

Barbados' principal import sources, 2016

1 United States	39.1%
2 Trinidad & Tobago	13.4%
3 China	7.3%
32 Australia	0.3%