



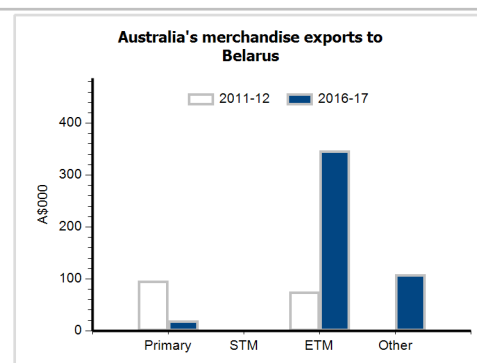
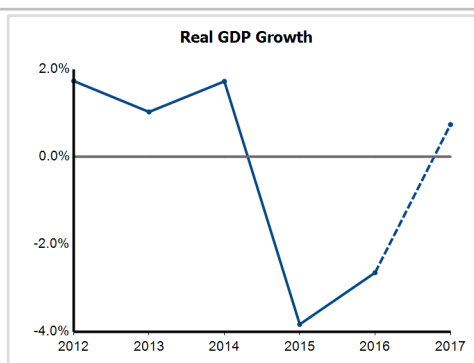
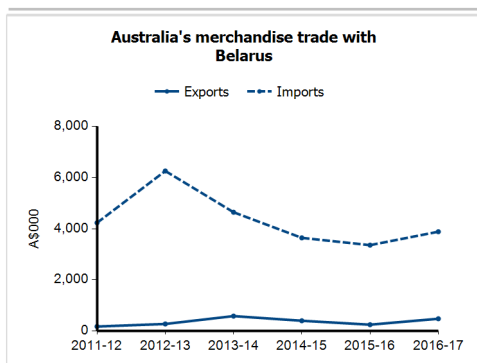
## General information

<b>Capital:</b>	Minsk
<b>Land area:</b>	202,910 sq km
<b>Official language(s):</b>	Belarussian, Russian
<b>Population:</b>	9.5 million (2016)
<b>Currency:</b>	Rubel

<b>Head of State</b>	President HE Mr Aleksandr Grigorievich Lukashenko
<b>Head of Government</b>	Prime Minister HE Mr Andrey Kobyakov

## Economic indicators (a)

	2012	2013	2014	2015	2016	2017
<b>GDP (US\$b) (current prices)</b>	65.7	75.5	78.7	56.3	47.4	52.8
<b>GDP per capita (US\$)</b>	6,938.1	7,977.1	8,316.0	5,941.2	4,989.3	5,585.2
<b>GDP PPP (Int'l \$b)</b>	168.5	173.0	179.1	174.1	171.7	175.9
<b>GDP per capita PPP (Int'l \$)</b>	17,801.0	18,275.6	18,916.2	18,363.8	18,073.0	18,616.1
<b>Real GDP growth (% change yoy)</b>	1.7	1.0	1.7	-3.8	-2.6	0.7
<b>Current account balance (US\$b)</b>	-1.9	-7.6	-5.2	-1.8	-1.7	-2.8
<b>Current account balance (% GDP)</b>	-2.8	-10.0	-6.6	-3.3	-3.6	-5.3
<b>Inflation (% change yoy)</b>	59.2	18.3	18.1	13.5	11.8	8.0
<b>Unemployment (% labour force)</b>	0.6	0.5	0.5	0.9	1.0	1.0



## Australia's trade and investment relationship with Belarus (b)

### Australian merchandise trade with Belarus, 2016-17 (A\$000)

Exports to Belarus	476
Imports from Belarus	3,883
Total merchandise trade (exports + imports)	4,359

	Total share	Rank	Growth (yoy)
Exports to Belarus	0.0%	186th	95.3%
Imports from Belarus	0.0%	122nd	15.7%
Total merchandise trade (exports + imports)	0.0%	162nd	21.1%

### Major Australian exports, 2016-17 (A\$000)

Tractors	205
Telecom equipment & parts	63
Pharm products (excl medicaments)	27
Measuring & analysing instruments	21

### Major Australian imports, 2016-17 (A\$000)

Fertilisers (excl crude)	885
Medical instruments (incl veterinary)	885
Furniture, mattresses & cushions	284
Salts of inorganic acids & metals	282

\*Includes \$104,000 of confidential items, 22% of total exports.

### Australia's trade in services with Belarus, 2016-17 (A\$m)

Exports of services to Belarus	4
Imports of services from Belarus	2

	Total share	Rank	Growth (yoy)
Exports of services to Belarus	0.0%	128th	0.0%
Imports of services from Belarus	0.0%	150th	0.0%

### Australia's investment relationship with Belarus, 2016 (A\$m)

Australia's investment in Belarus	np
Belarus' investment in Australia	np

	Total	FDI
Australia's investment in Belarus	np	0
Belarus' investment in Australia	np	0

## Belarus' global merchandise trade relationships

### Belarus' principal export destinations, 2016

1 Russian Federation	45.8%
2 Ukraine	12.0%
3 United Kingdom	4.7%
91 Australia	0.0%

### Belarus' principal import sources, 2016

1 Russian Federation	54.5%
2 China	7.6%
3 Germany	4.8%
75 Australia	0.0%