



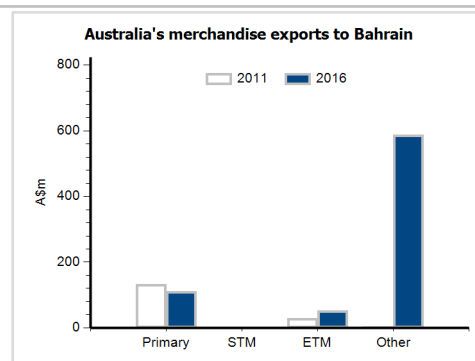
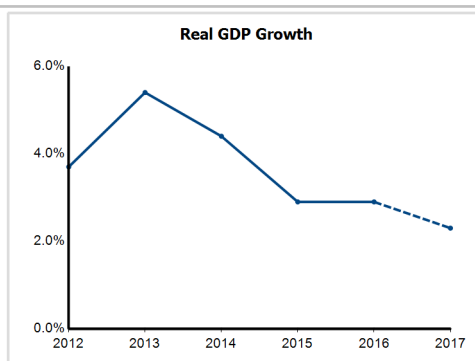
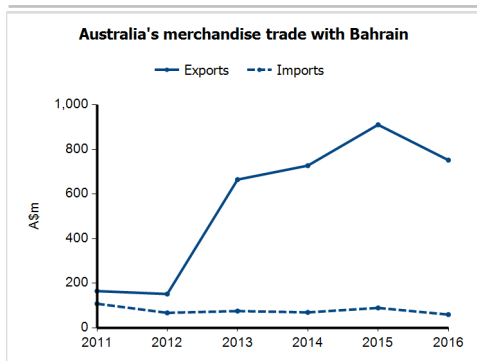
General information

Capital:	Manama
Land area:	760 sq km
Official language(s):	Arabic
Population:	1.3 million (2016)
Currency:	Bahraini dinar

Head of State	His Majesty King Hamad bin Isa Al-Khalifa
Head of Government	Prime Minister His Royal Highness Prince Khalifa bin Salman bin Hamad Al-Khalifa

Economic indicators (a)

	2012	2013	2014	2015	2016	2017
GDP (US\$b) (current prices)	30.7	32.5	33.4	31.1	31.9	34.3
GDP per capita (US\$)	25,221.2	26,166.2	26,321.9	24,057.6	24,182.9	25,494.6
GDP PPP (Int'l \$b)	54.2	58.1	61.7	64.2	66.9	69.9
GDP per capita PPP (Int'l \$)	44,495.3	46,728.3	48,661.4	49,601.0	50,704.1	51,956.2
Real GDP growth (% change yoy)	3.7	5.4	4.4	2.9	2.9	2.3
Current account balance (US\$b)	2.6	2.4	1.5	-0.8	-1.5	-1.2
Current account balance (% GDP)	8.4	7.4	4.6	-2.4	-4.7	-3.6
Inflation (% change yoy)	2.8	3.3	2.7	1.8	2.8	1.3
Unemployment (% labour force)	3.9	4.4	4.2	na	na	na



Australia's trade and investment relationship with Bahrain (b)

Australian merchandise trade with Bahrain, 2016 (A\$m)		Total share	Rank	Growth (yoy)
Exports to Bahrain	753	0.3%	28th	-17.4%
Imports from Bahrain	60	0.0%	69th	-33.3%
Total merchandise trade (exports + imports)	812	0.2%	44th	-18.8%

Major Australian exports, 2016 (A\$m)

Meat (excl beef), f.c.f.	42
Passenger motor vehicles	31
Wheat	24
Non-ferrous waste & scrap	12

Major Australian imports, 2016 (A\$m)

Aluminium	50
Wood manufactures, nes	5
Wire products	3
Railway vehicles (incl hovertrains)	1

*Includes \$588.6m of confidential items & special transactions, 78% of total exports.

Australia's trade in services with Bahrain, 2016 (A\$m)

		Total share	Rank	Growth (yoy)
Exports of services to Bahrain	7	0.0%	112th	-53.3%
Imports of services from Bahrain	7	0.0%	117th	75.0%

Australia's investment relationship with Bahrain, 2016 (A\$m)

	Total	FDI
Australia's investment in Bahrain	63	np
Bahrain's investment in Australia	28	np

Bahrain's global merchandise trade relationships

Bahrain's principal export destinations, 2016

1 Saudi Arabia	18.1%
2 United Arab Emirates	17.3%
3 United States	11.0%
19 Australia	0.7%

Bahrain's principal import sources, 2016

1 China	9.7%
2 United States	8.6%
3 United Arab Emirates	7.4%
6 Australia	3.9%