



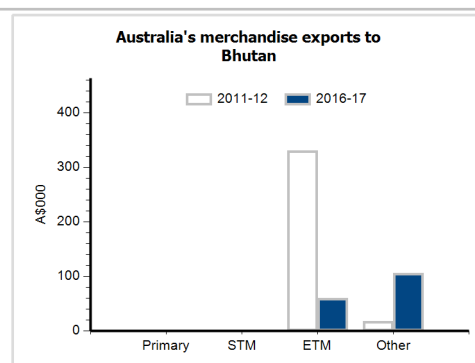
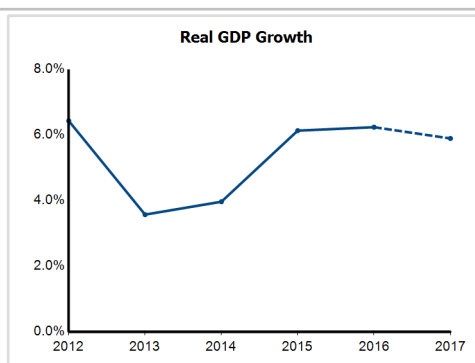
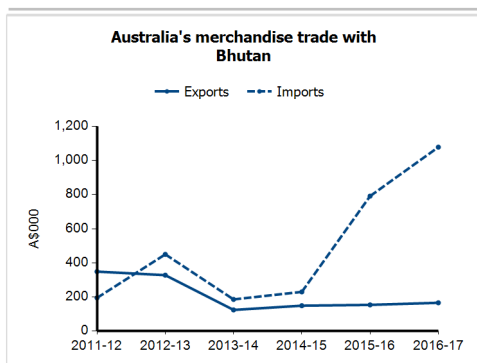
General information

Capital:	Thimphu
Land area:	38,117 sq km
Official language(s):	Dzongkha
Population:	791,000 (2016)
Currency:	Ngultrum

Head of State	HM King Jigme Khesar Namgyel Wangchuck
Head of Government	Prime Minister Lyonchhen Tshering Tobgay

Economic indicators (a)

	2012	2013	2014	2015	2016	2017
GDP (US\$b) (current prices)	1.8	1.8	1.8	2.0	2.1	2.3
GDP per capita (US\$)	2,445.2	2,451.8	2,387.9	2,603.1	2,681.2	2,886.8
GDP PPP (Int'l \$b)	5.1	5.3	5.6	6.0	6.5	7.0
GDP per capita PPP (Int'l \$)	6,822.3	7,065.8	7,358.6	7,768.7	8,225.2	8,720.4
Real GDP growth (% change yoy)	6.4	3.6	4.0	6.1	6.2	5.9
Current account balance (US\$m)	-390.0	-470.0	-483.0	-574.0	-618.0	-682.0
Current account balance (% GDP)	-21.5	-25.4	-26.4	-28.3	-29.1	-29.4
Inflation (% change yoy)	9.3	11.3	9.9	6.3	3.9	3.5
Unemployment (% labour force)	3.2	3.2	3.2	3.2	3.2	3.2



Australia's trade and investment relationship with Bhutan (b)

Australian merchandise trade with Bhutan, 2016-17 (A\$000)

		Total share	Rank	Growth (yoy)
Exports to Bhutan	165	0.0%	196th	8.0%
Imports from Bhutan	1,079	0.0%	150th	36.3%
Total merchandise trade (exports + imports)	1,244	0.0%	189th	31.7%

Major Australian exports, 2016-17 (A\$000)

Telecom equipment & parts	13
Specialised machinery & parts	12
Non-electrical machinery & parts	8
Other textile clothing	7

*Includes \$106,000 of confidential items & special transactions, 64% of total exports.

Major Australian imports, 2016-17 (A\$000)

Vehicle parts & accessories	1,053
Electrical machinery & parts, nes	18
Rubber articles, nes	3
Prams, toys, games & sporting goods	3

Australia's trade in services with Bhutan, 2016-17 (A\$m)

		Total share	Rank	Growth (yoy)
Exports of services to Bhutan	71	0.1%	62nd	9.2%
Imports of services from Bhutan	3	0.0%	138th	0.0%

Australia's investment relationship with Bhutan, 2016 (A\$m)

	Total	FDI
Australia's investment in Bhutan	np	0
Bhutan's investment in Australia	0	0

Bhutan's global merchandise trade relationships

Bhutan's principal export destinations, 2016

1 India	94.0%
2 Bangladesh	4.3%
3 Nepal	0.4%
26 Australia	0.0%

Bhutan's principal import sources, 2016

1 India	91.1%
2 Singapore	1.9%
3 Thailand	1.2%
27 Australia	0.0%