

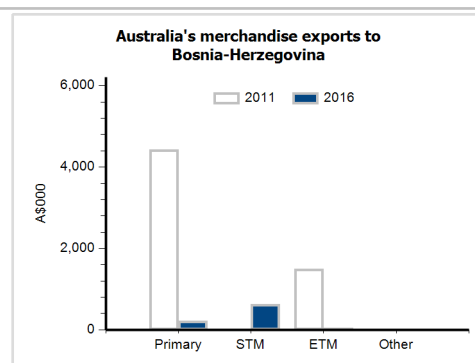
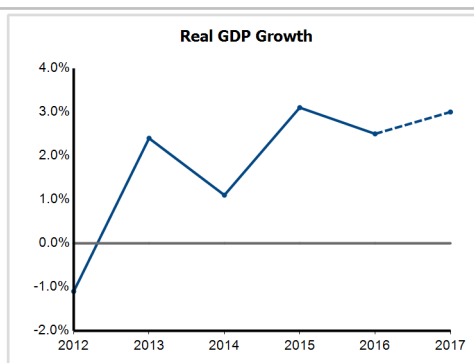
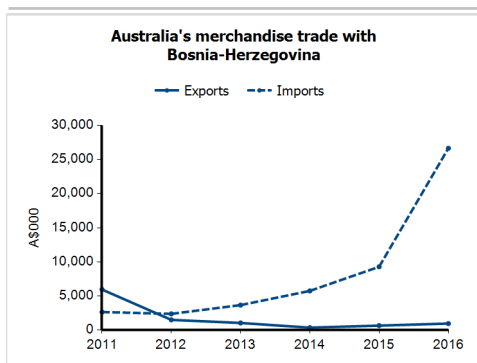
**General information**

<b>Capital:</b>	Sarajevo
<b>Land area:</b>	51,000 sq km
<b>Official language(s):</b>	Bosnian, Serbian, Croatian
<b>Population:</b>	3.9 million (2016)
<b>Currency:</b>	Convertible marka

<b>Head of State</b>	HE Dr Dragan Cović, (current Chairman), HE Mr Bakir Izetbegović and HE Dr Mladen Ivanić
<b>Head of Government</b>	Chairman of the Council of Ministers HE Mr Denis Zvizdic

**Economic indicators (a)**

	2012	2013	2014	2015	2016	2017
<b>GDP (US\$b) (current prices)</b>	17.2	18.2	18.5	16.3	16.6	16.8
<b>GDP per capita (US\$)</b>	4,430.5	4,681.9	4,784.8	4,206.7	4,308.2	4,364.5
<b>GDP PPP (Int'l \$b)</b>	36.5	37.9	39.0	40.7	42.2	44.5
<b>GDP per capita PPP (Int'l \$)</b>	9,388.6	9,784.1	10,084.4	10,527.3	10,957.5	11,564.5
<b>Real GDP growth (% change yoy)</b>	-1.1	2.4	1.1	3.1	2.5	3.0
<b>Current account balance (US\$b)</b>	-1.5	-1.0	-1.4	-0.9	-0.9	-1.1
<b>Current account balance (% GDP)</b>	-8.7	-5.3	-7.4	-5.7	-5.6	-6.3
<b>Inflation (% change yoy)</b>	2.0	-0.1	-0.9	-1.0	-1.1	1.4
<b>Unemployment (% labour force)</b>	28.0	27.5	27.5	27.7	25.4	25.2

**Australia's trade and investment relationship with Bosnia-Herzegovina (b)**

Australian merchandise trade with Bosnia-Herzegovina, 2016 (A\$000)	Total share	Rank	Growth (yoy)
Exports to Bosnia-Herzegovina	0.0%	180th	47.6%
Imports from Bosnia-Herzegovina	0.0%	84th	187.8%
Total merchandise trade (exports + imports)	0.0%	109th	178.9%

**Major Australian exports, 2016 (A\$000)**

Paper & paperboard	372
Leather	263
Meat (excl beef), f.c.f.	187
Ferrous waste & scrap	35

**Major Australian imports, 2016 (A\$000)**

Medical instruments (incl veterinary)	19,783
Footwear	2,254
Women's clothing (excl knitted)	1,443
Furniture, mattresses & cushions	902

**Australia's trade in services with Bosnia-Herzegovina, 2016 (A\$m)**

	Total share	Rank	Growth (yoy)
Exports of services to Bosnia-Herzegovina	0.0%	116th	20.0%
Imports of services from Bosnia-Herzegovina	0.0%	92nd	-38.2%

**Australia's investment relationship with Bosnia-Herzegovina, 2016 (A\$m)**

	Total	FDI
Australia's investment in Bosnia-Herzegovina	np	0
Bosnia-Herzegovina's investment in Australia	np	0

**Bosnia-Herzegovina's global merchandise trade relationships****Bosnia-Herzegovina's principal export destinations, 2016**

1 Germany	15.7%
2 Italy	12.0%
3 Croatia	10.4%
50 Australia	0.0%

**Bosnia-Herzegovina's principal import sources, 2016**

1 Germany	12.3%
2 Italy	11.7%
3 Serbia	11.2%
30 Australia	0.3%