



General information

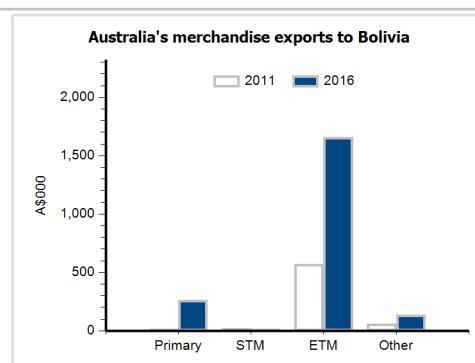
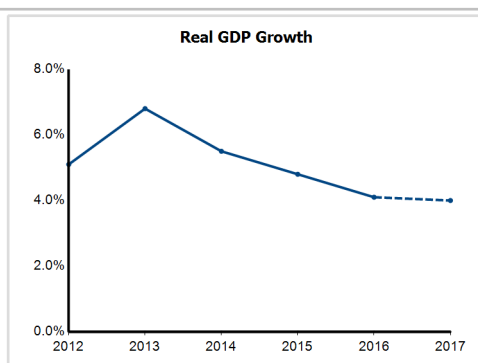
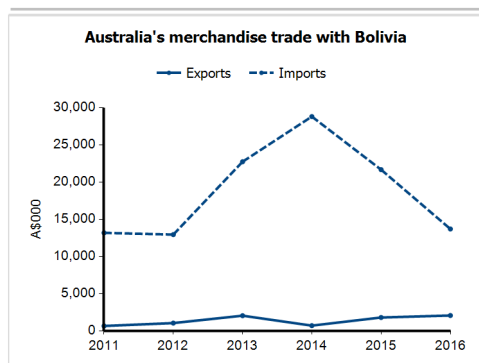
Capital:	Sucre
Land area:	1,083,300 sq km
Official language(s):	Spanish, Quechua, Aymara
Population:	10.9 million (2016)
Currency:	Boliviano

Head of State and Head of Government

President HE Mr Juan Evo Morales Ayma

Economic indicators (a)

	2012	2013	2014	2015	2016	2017
GDP (US\$b) (current prices)	27.3	30.9	33.2	33.2	34.8	39.3
GDP per capita (US\$)	2,664.6	2,969.5	3,146.9	3,099.2	3,196.6	3,546.9
GDP PPP (Int'l \$b)	60.4	65.6	70.4	74.6	78.7	83.6
GDP per capita PPP (Int'l \$)	5,899.8	6,303.3	6,662.7	6,953.7	7,218.5	7,552.2
Real GDP growth (% change yoy)	5.1	6.8	5.5	4.8	4.1	4.0
Current account balance (US\$b)	2.0	0.7	0.5	-1.9	-1.9	-1.5
Current account balance (% GDP)	7.2	2.4	1.4	-5.6	-5.4	-3.9
Inflation (% change yoy)	4.5	5.7	5.8	4.1	3.6	4.0
Unemployment (% labour force)	3.2	4.0	4.0	4.0	4.0	4.0



Australia's trade and investment relationship with Bolivia (b)

Australian merchandise trade with Bolivia, 2016 (A\$000)

Exports to Bolivia	2,071
Imports from Bolivia	13,715
Total merchandise trade (exports + imports)	15,786

	Total share	Rank	Growth (yoy)
Exports to Bolivia	0.0%	157th	14.8%
Imports from Bolivia	0.0%	99th	-36.8%
Total merchandise trade (exports + imports)	0.0%	132nd	-32.8%

Major Australian exports, 2016 (A\$000)

Electrical circuits equipment	1,012
Crude vegetable matter, nes	262
Measuring & analysing instruments	205
Specialised machinery & parts	84

Major Australian imports, 2016 (A\$000)

Fruit & nuts	6,951
Other cereals	3,649
Oil-seeds & oleaginous fruits, hard	1,681
Cereal preparations	515

Australia's trade in services with Bolivia, 2016 (A\$m)

Exports of services to Bolivia	3
Imports of services from Bolivia	5

	Total share	Rank	Growth (yoy)
Exports of services to Bolivia	0.0%	133rd	0.0%
Imports of services from Bolivia	0.0%	124th	0.0%

Australia's investment relationship with Bolivia, 2016 (A\$m)

Australia's investment in Bolivia	np
Bolivia's investment in Australia	0

	Total	FDI
Australia's investment in Bolivia	np	np
Bolivia's investment in Australia	0	0

Bolivia's global merchandise trade relationships

Bolivia's principal export destinations, 2015

1 Brazil	27.5%
2 Argentina	16.8%
3 United States	12.4%
16 Australia	1.0%

Bolivia's principal import sources, 2015

1 China	18.0%
2 Brazil	16.5%
3 Argentina	11.7%
48 Australia	0.0%