



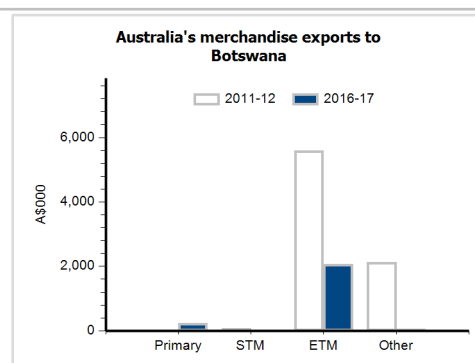
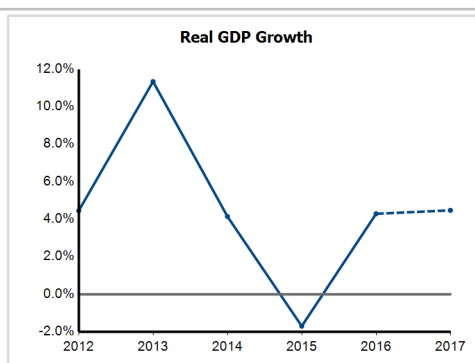
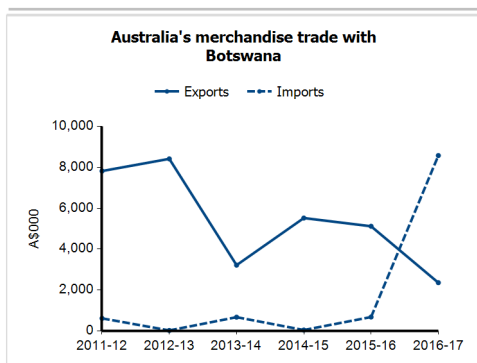
General information

Capital:	Gaborone
Land area:	566,730 sq km
Official language(s):	English
Population:	2.2 million (2016)
Currency:	Pula

Head of State and Head of Government
President Honourable Mokgweetsi EK Masisi

Economic indicators (a)

	2012	2013	2014	2015	2016	2017
GDP (US\$b) (current prices)	14.7	14.8	16.3	14.4	15.6	16.7
GDP per capita (US\$)	7,154.2	7,124.9	7,728.4	6,781.0	7,227.4	7,673.8
GDP PPP (Int'l \$b)	29.6	33.4	35.5	35.2	37.2	39.6
GDP per capita PPP (Int'l \$)	14,383.3	16,082.8	16,851.0	16,548.0	17,273.6	18,146.2
Real GDP growth (% change yoy)	4.5	11.3	4.1	-1.7	4.3	4.5
Current account balance (US\$b)	0.0	1.3	2.5	1.1	1.8	0.7
Current account balance (% GDP)	0.3	8.9	15.4	7.8	11.7	4.5
Inflation (% change yoy)	7.5	5.9	4.4	3.1	2.8	3.7
Unemployment (% labour force)	17.4	17.4	17.1	17.9	18.4	na



Australia's trade and investment relationship with Botswana (b)

Australian merchandise trade with Botswana, 2016-17 (A\$000)

		Total share	Rank	Growth (yoy)
Exports to Botswana	2,360	0.0%	155th	-53.9%
Imports from Botswana	8,580	0.0%	110th	..
Total merchandise trade (exports + imports)	10,940	0.0%	142nd	88.7%

Major Australian exports, 2016-17 (A\$000)

Measuring & analysing instruments	420
Aircraft, spacecraft & parts	309
Men's clothing (excl knitted)	302
Electrical circuits equipment	223

Major Australian imports, 2016-17 (A\$000)

Aircraft, spacecraft & parts	8,282
Pearls & gems	252
Furniture, mattresses & cushions	20
Measuring & analysing instruments	18

Australia's trade in services with Botswana, 2016-17 (A\$m)

		Total share	Rank	Growth (yoy)
Exports of services to Botswana	11	0.0%	107th	0.0%
Imports of services from Botswana	20	0.0%	95th	33.3%

Australia's investment relationship with Botswana, 2016 (A\$m)

	Total	FDI
Australia's investment in Botswana	np	np
Botswana's investment in Australia	np	0

Botswana's global merchandise trade relationships

Botswana's principal export destinations, 2016

1 Belgium	18.9%
2 India	15.1%
3 South Africa	13.6%
37 Australia	0.0%

Botswana's principal import sources, 2016

1 South Africa	64.6%
2 Namibia	10.5%
3 Canada	5.6%
25 Australia	0.1%