



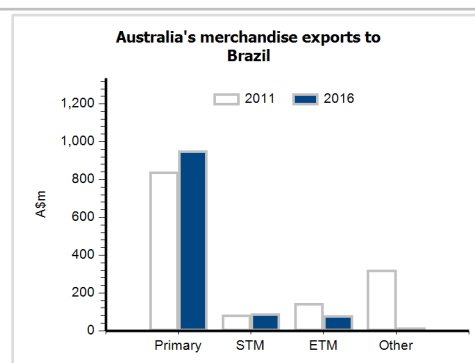
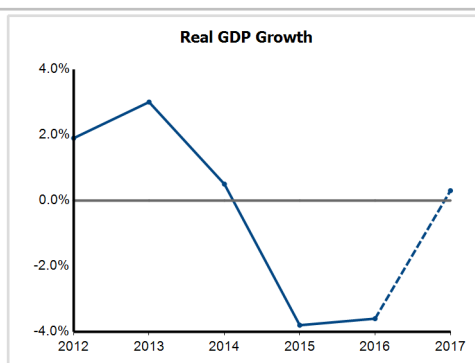
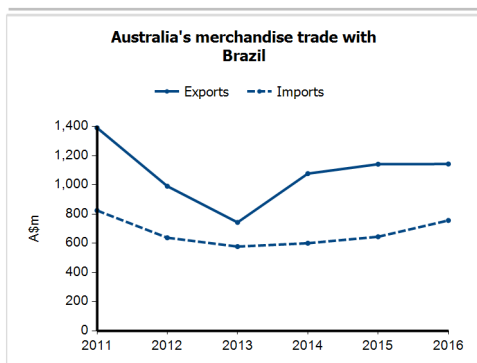
General information

Capital:	Brasilia
Land area:	8,358,140 sq km
Official language(s):	Portuguese
Population:	206.1 million (2016)
Currency:	Real

Head of State and Head of Government
President HE Mr Michel Temer

Economic indicators (a)

	2012	2013	2014	2015	2016	2017
GDP (US\$b) (current prices)	2,464.1	2,471.7	2,456.1	1,801.5	1,798.6	2,140.9
GDP per capita (US\$)	12,367.1	12,295.1	12,112.6	8,810.5	8,726.9	10,308.8
GDP PPP (Int'l \$b)	3,088.0	3,232.1	3,306.6	3,216.2	3,141.3	3,216.0
GDP per capita PPP (Int'l \$)	15,498.6	16,077.6	16,307.1	15,729.3	15,241.7	15,485.5
Real GDP growth (% change yoy)	1.9	3.0	0.5	-3.8	-3.6	0.3
Current account balance (US\$b)	-74.2	-74.8	-104.2	-58.9	-23.5	-28.4
Current account balance (% GDP)	-3.0	-3.0	-4.2	-3.3	-1.3	-1.3
Inflation (% change yoy)	5.4	6.2	6.3	9.0	8.7	4.4
Unemployment (% labour force)	7.4	7.2	6.8	8.3	11.3	12.1



Australia's trade and investment relationship with Brazil (b)

Australian merchandise trade with Brazil, 2016 (A\$m)	Total share	Rank	Growth (yoy)	
Exports to Brazil	1,143	0.4%	23rd	0.1%
Imports from Brazil	757	0.3%	37th	17.3%
Total merchandise trade (exports + imports)	1,900	0.4%	31st	6.3%

Major Australian exports, 2016 (A\$m)

Coal	929
Fertilisers (excl crude)	35
Aluminium	19
Electrical circuits equipment	13

Major Australian imports, 2016 (A\$m)

Medicaments (incl veterinary)	85
Coffee & substitutes	77
Pulp & waste paper	56
Civil engineering equipment & parts	52

Australia's trade in services with Brazil, 2016 (A\$m)

	Total share	Rank	Growth (yoy)	
Exports of services to Brazil	755	1.1%	20th	15.8%
Imports of services from Brazil	147	0.2%	41st	33.6%

Major Australian services exports, 2016 (A\$m)

Education-related travel	643
Personal travel excluding education	61

Major Australian services imports, 2016 (A\$m)

Personal travel excluding education	120
Business-related travel	8

Australia's investment relationship with Brazil, 2016 (A\$m)

	Total	FDI
Australia's investment in Brazil	9,214	4,420
Brazil's investment in Australia	np	np

Brazil's global merchandise trade relationships

Brazil's principal export destinations, 2016

1 China	19.0%
2 United States	12.6%
3 Argentina	7.2%
55 Australia	0.2%

Brazil's principal import sources, 2016

1 United States	17.5%
2 China	17.0%
3 Germany	6.6%
34 Australia	0.6%