



General information

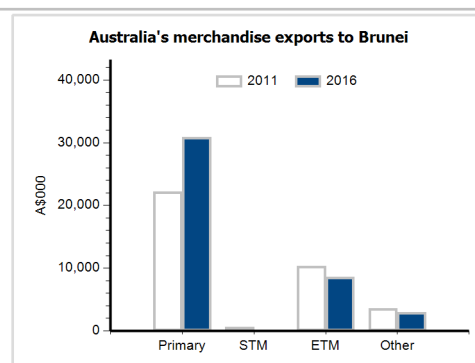
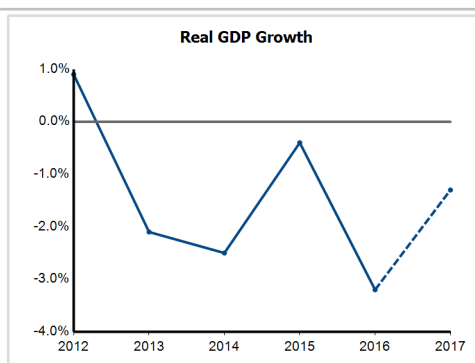
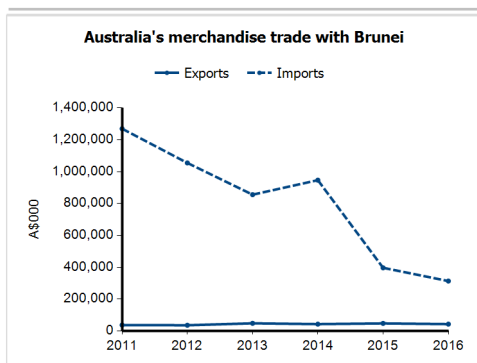
Capital:	Bandar Seri Begawan
Land area:	5,270 sq km
Official language(s):	Malay
Population:	400,000 (2016)
Currency:	Brunei dollar

Head of State and Head of Government

His Majesty Sultan Haji Hassanal Bolkiah Mu'izzaddin Waddaulah Ibni Al-Marhum Sultan Haji Omar' Ali Saifuddien Sa'adul Khairi Waddien

Economic indicators (a)

	2012	2013	2014	2015	2016	2017
GDP (US\$b) (current prices)	19.0	18.1	17.1	12.9	11.2	12.3
GDP per capita (US\$)	47,640.8	44,540.2	41,509.3	30,995.0	26,424.4	28,740.4
GDP PPP (Int'l \$b)	33.4	33.2	32.9	33.2	32.5	32.8
GDP per capita PPP (Int'l \$)	83,492.2	81,729.5	79,984.1	79,494.1	76,884.0	76,567.6
Real GDP growth (% change yoy)	0.9	-2.1	-2.5	-0.4	-3.2	-1.3
Current account balance (US\$b)	5.7	3.8	5.3	2.1	1.1	1.0
Current account balance (% GDP)	29.8	20.9	30.7	16.0	9.5	8.3
Inflation (% change yoy)	0.1	0.4	-0.2	-0.4	-0.7	-0.1
Unemployment (% labour force)	8.5	7.7	6.9	6.9	6.9	6.9



Australia's trade and investment relationship with Brunei (b)

Australian merchandise trade with Brunei, 2016 (A\$000)

Exports to Brunei	42,547
Imports from Brunei	313,017
Total merchandise trade (exports + imports)	355,563

	Total share	Rank	Growth (yoy)
Exports to Brunei	0.0%	78th	-9.6%
Imports from Brunei	0.1%	51st	-21.0%
Total merchandise trade (exports + imports)	0.1%	57th	-19.8%

Major Australian exports, 2016 (A\$000)

Live animals (excl seafood)	7,333
Meat (excl beef), f.c.f.	5,968
Beef, f.c.f.	4,408
Vegetables, f.c.f.	2,506

Major Australian imports, 2016 (A\$000)

Crude petroleum	312,216
Iron, steel, aluminium structures	245
Rubber tyres, treads & tubes	181
Crustaceans, f.c.f.	160

Australia's trade in services with Brunei, 2016 (A\$m)

Exports of services to Brunei	53
Imports of services from Brunei	63

	Total share	Rank	Growth (yoy)
Exports of services to Brunei	0.1%	67th	3.9%
Imports of services from Brunei	0.1%	62nd	-26.7%

Major Australian services exports, 2016 (A\$m)

Education-related travel	14
Personal travel excluding education	13

Major Australian services imports, 2016 (A\$m)

Transport	50
Personal travel excluding education	8

Australia's investment relationship with Brunei, 2016 (A\$m)

Australia's investment in Brunei	50
Brunei's investment in Australia	93

	Total	FDI
Australia's investment in Brunei	50	np
Brunei's investment in Australia	93	np

Brunei's global merchandise trade relationships

Brunei's principal export destinations, 2015

1 Japan	36.3%
2 Republic of Korea	15.6%
3 India	9.1%
9 Australia	3.5%

Brunei's principal import sources, 2015

1 Malaysia	21.1%
2 Singapore	14.0%
3 China	10.4%
12 Australia	1.4%