



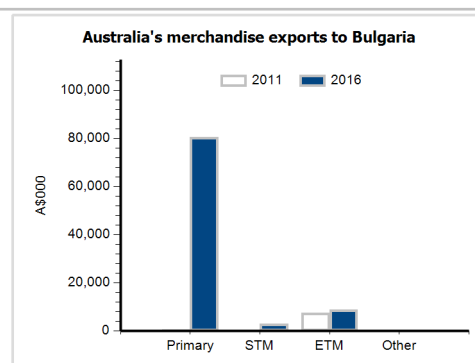
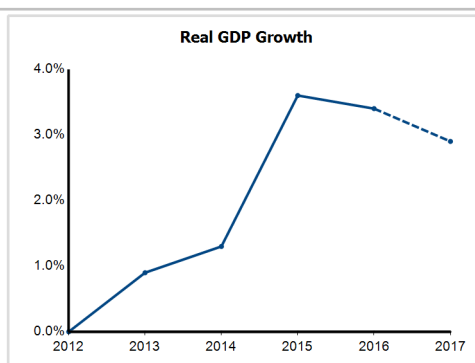
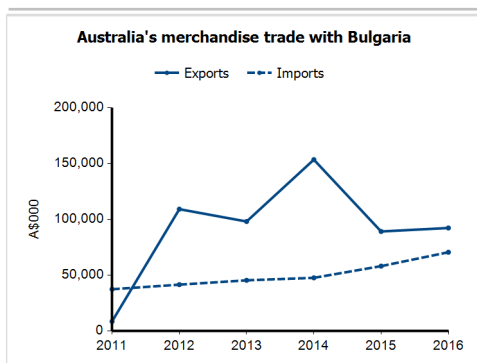
General information

| | |
|------------------------------|--------------------|
| Capital: | Sofia |
| Land area: | 108,560 sq km |
| Official language(s): | Bulgarian |
| Population: | 7.1 million (2016) |
| Currency: | Lev |

| | |
|---------------------------|------------------------------------|
| Head of State | President HE Dr Rumen Radev |
| Head of Government | Prime Minister HE Mr Boko Borissov |

Economic indicators (a)

| | 2012 | 2013 | 2014 | 2015 | 2016 | 2017 |
|--|----------|----------|----------|----------|----------|----------|
| GDP (US\$b) (current prices) | 53.9 | 55.8 | 56.7 | 50.2 | 52.4 | 52.3 |
| GDP per capita (US\$) | 7,401.9 | 7,703.5 | 7,877.1 | 7,017.1 | 7,368.5 | 7,392.2 |
| GDP PPP (Int'l \$b) | 124.6 | 127.7 | 131.7 | 138.0 | 144.6 | 152.1 |
| GDP per capita PPP (Int'l \$) | 17,113.2 | 17,645.3 | 18,291.3 | 19,286.5 | 20,326.7 | 21,498.6 |
| Real GDP growth (% change yoy) | 0.0 | 0.9 | 1.3 | 3.6 | 3.4 | 2.9 |
| Current account balance (US\$b) | -0.5 | 0.7 | 0.0 | -0.1 | 2.2 | 1.2 |
| Current account balance (% GDP) | -0.9 | 1.3 | 0.1 | -0.1 | 4.2 | 2.3 |
| Inflation (% change yoy) | 2.4 | 0.4 | -1.6 | -1.1 | -1.3 | 1.0 |
| Unemployment (% labour force) | 12.4 | 13.0 | 11.5 | 9.2 | 7.7 | 7.1 |



Australia's trade and investment relationship with Bulgaria (b)

| Australian merchandise trade with Bulgaria, 2016 (A\$000) | Total share | Rank | Growth (yoy) |
|---|-------------|------|--------------|
| Exports to Bulgaria | 0.0% | 58th | 3.5% |
| Imports from Bulgaria | 0.0% | 67th | 21.4% |
| Total merchandise trade (exports + imports) | 0.0% | 73rd | 10.6% |

Major Australian exports, 2016 (A\$000)

| | |
|--------------------------------------|--------|
| Copper ores & concentrates | 74,993 |
| Wool & other animal hair (incl tops) | 5,425 |
| Paper & paperboard | 2,677 |
| Medicaments (incl veterinary) | 2,603 |

Major Australian imports, 2016 (A\$000)

| | |
|-----------------------------------|--------|
| Medicaments (incl veterinary) | 11,864 |
| Cheese & curd | 8,049 |
| Men's clothing (excl knitted) | 5,266 |
| Pharm products (excl medicaments) | 3,239 |

Australia's trade in services with Bulgaria, 2016 (A\$m)

| | Total share | Rank | Growth (yoy) |
|-----------------------------------|-------------|-------|--------------|
| Exports of services to Bulgaria | 0.0% | 92nd | 0.0% |
| Imports of services from Bulgaria | 0.0% | 109th | -9.1% |

Australia's investment relationship with Bulgaria, 2016 (A\$m)

| | Total | FDI |
|------------------------------------|-------|-----|
| Australia's investment in Bulgaria | 24 | np |
| Bulgaria's investment in Australia | 2 | np |

Bulgaria's global merchandise trade relationships

Bulgaria's principal export destinations, 2016

| | |
|--------------|-------|
| 1 Germany | 13.6% |
| 2 Italy | 9.2% |
| 3 Romania | 8.8% |
| 67 Australia | 0.1% |

Bulgaria's principal import sources, 2016

| | |
|----------------------|-------|
| 1 Germany | 13.1% |
| 2 Russian Federation | 8.9% |
| 3 Italy | 7.9% |
| 50 Australia | 0.1% |