

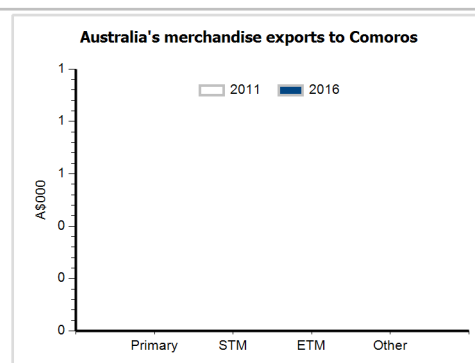
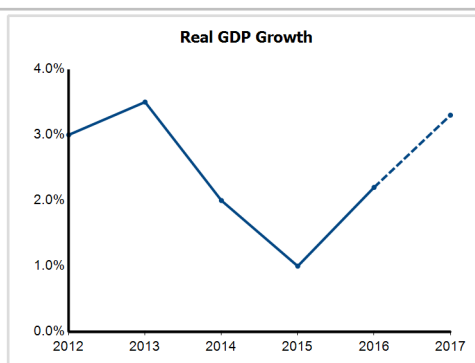
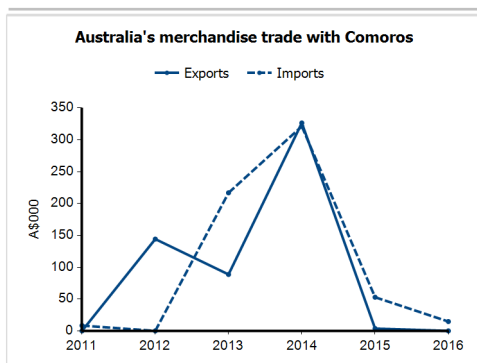


## General information

|                              |                |                                 |  |
|------------------------------|----------------|---------------------------------|--|
| <b>Capital:</b>              | Moroni         | <b>Head of State</b>            |  |
| <b>Land area:</b>            | 1,861 sq km    | President HE Mr Azali Assoumani |  |
| <b>Official language(s):</b> | French, Arabic |                                 |  |
| <b>Population:</b>           | 800,000 (2016) |                                 |  |
| <b>Currency:</b>             | Comorian franc |                                 |  |

## Economic indicators (a)

|  | 2012    | 2013    | 2014    | 2015    | 2016    | 2017    |
|--|---------|---------|---------|---------|---------|---------|
| <b>GDP (US\$m) (current prices)</b>    | 596.0   | 658.0   | 684.0   | 589.0   | 62.0    | 654.0   |
| <b>GDP per capita (US\$)</b>           | 815.1   | 872.8   | 880.8   | 736.4   | 753.5   | 771.5   |
| <b>GDP PPP (Int'l \$b)</b>             | 1.1     | 1.1     | 1.2     | 1.2     | 1.3     | 1.3     |
| <b>GDP per capita PPP (Int'l \$)</b>   | 1,491.7 | 1,523.4 | 1,534.9 | 1,521.8 | 1,529.2 | 1,567.5 |
| <b>Real GDP growth (% change yoy)</b>  | 3.0     | 3.5     | 2.0     | 1.0     | 2.2     | 3.3     |
| <b>Current account balance (US\$m)</b> | -43.0   | -53.0   | -59.0   | 4.0     | -58.0   | -66.0   |
| <b>Current account balance (% GDP)</b> | -7.2    | -8.1    | -8.6    | 0.6     | -9.3    | -10.1   |
| <b>Inflation (% change yoy)</b>        | 5.9     | 1.6     | 1.3     | 2.0     | 2.0     | 2.0     |
| <b>Unemployment (% labour force)</b>   | 19.8    | 19.7    | 19.6    | 19.9    | 20.0    | na      |



## Australia's trade and investment relationship with Comoros (b)

| Australian merchandise trade with Comoros, 2016 (A\$000) | Total share | Rank  | Growth (yoy) |
|--|-------------|-------|--------------|
| Exports to Comoros                                       | 0.0%        | ..    | -100.0%      |
| Imports from Comoros                                     | 0.0%        | 207th | -72.2%       |
| Total merchandise trade (exports + imports)              | 0.0%        | 218th | -74.0%       |

### Major Australian exports, 2016 (A\$000)

exports recorded 0

### Major Australian imports, 2016 (A\$000)

Essential oils & perfumes 9  
Men's clothing (excl knitted) 3  
Spices 2

### Australia's trade in services with Comoros, 2016 (A\$m)

|                                  | Total share | Rank | Growth (yoy) |
|----------------------------------|-------------|------|--------------|
| Exports of services to Comoros   | 0.0%        | ..   | ..           |
| Imports of services from Comoros | 0.0%        | ..   | ..           |

### Australia's investment relationship with Comoros, 2016 (A\$m)

|                                   | Total | FDI |
|-----------------------------------|-------|-----|
| Australia's investment in Comoros | 0     | 0   |
| Comoros' investment in Australia  | 0     | 0   |

## Comoros' global merchandise trade relationships

### Comoros' principal export destinations, 2015

|              |       |
|--------------|-------|
| 1 India      | 28.7% |
| 2 France     | 17.0% |
| 3 Germany    | 8.7%  |
| 25 Australia | 0.2%  |

### Comoros' principal import sources, 2015

|              |       |
|--------------|-------|
| 1 China      | 19.0% |
| 2 Pakistan   | 16.3% |
| 3 France     | 14.8% |
| .. Australia | na    |