



General information

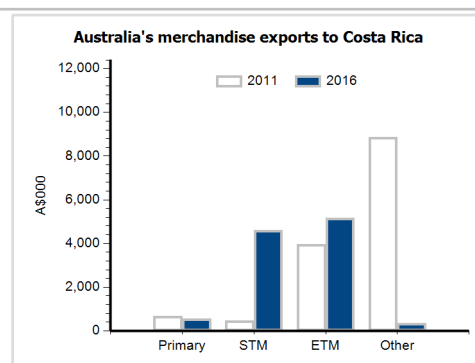
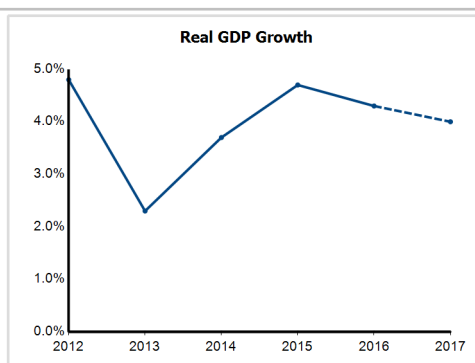
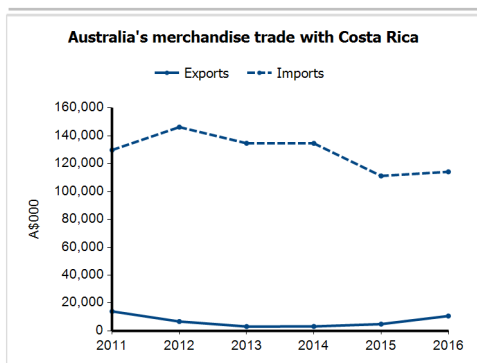
Capital:	San José
Land area:	51,060 sq km
Official language(s):	Spanish
Population:	4.9 million (2016)
Currency:	Costa Rican colone

Head of State and Head of Government

President HE Mr Luis Guillermo Solís Rivera

Economic indicators (a)

	2012	2013	2014	2015	2016	2017
GDP (US\$b) (current prices)	47.0	50.3	51.3	55.5	58.1	59.8
GDP per capita (US\$)	10,098.8	10,677.8	10,695.7	11,436.0	11,834.8	12,032.1
GDP PPP (Int'l \$b)	65.8	68.4	72.1	76.3	80.7	85.8
GDP per capita PPP (Int'l \$)	14,138.7	14,503.8	15,049.7	15,738.6	16,435.8	17,260.8
Real GDP growth (% change yoy)	4.8	2.3	3.7	4.7	4.3	4.0
Current account balance (US\$b)	-2.4	-2.4	-2.4	-2.5	-2.1	-2.3
Current account balance (% GDP)	-5.1	-4.8	-4.6	-4.5	-3.5	-3.8
Inflation (% change yoy)	4.5	5.2	4.5	0.8	0.0	1.9
Unemployment (% labour force)	7.8	8.3	9.5	9.2	8.2	8.1



Australia's trade and investment relationship with Costa Rica (b)

Australian merchandise trade with Costa Rica, 2016 (A\$000)

		Total share	Rank	Growth (yoy)
Exports to Costa Rica	10,675	0.0%	112th	119.4%
Imports from Costa Rica	114,176	0.0%	61st	2.7%
Total merchandise trade (exports + imports)	124,851	0.0%	76th	7.6%

Major Australian exports, 2016 (A\$000)

Aluminium	3,582
Electrical circuits equipment	1,846
Mechanical handling equip & parts	1,796
Measuring & analysing instruments	444

Major Australian imports, 2016 (A\$000)

Medical instruments (incl veterinary)	63,004
Coffee & substitutes	17,520
Misc manufactured articles, nes	17,277
Textile clothing accessories	4,408

Australia's trade in services with Costa Rica, 2016 (A\$m)

		Total share	Rank	Growth (yoy)
Exports of services to Costa Rica	4	0.0%	126th	0.0%
Imports of services from Costa Rica	11	0.0%	106th	-21.4%

Australia's investment relationship with Costa Rica, 2016 (A\$m)

	Total	FDI
Australia's investment in Costa Rica	27	np
Costa Rica's investment in Australia	np	0

Costa Rica's global merchandise trade relationships

Costa Rica's principal export destinations, 2016

1 United States	41.0%
2 The Netherlands	5.8%
3 Panama	5.7%
33 Australia	0.2%

Costa Rica's principal import sources, 2016

1 United States	37.3%
2 China	13.6%
3 Mexico	7.0%
56 Australia	0.1%