



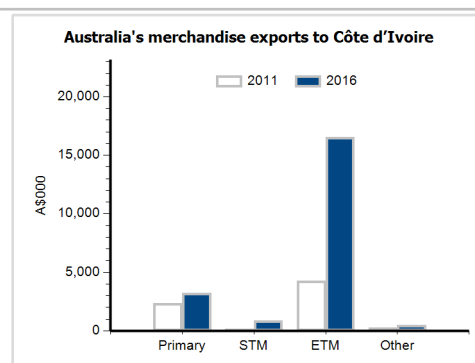
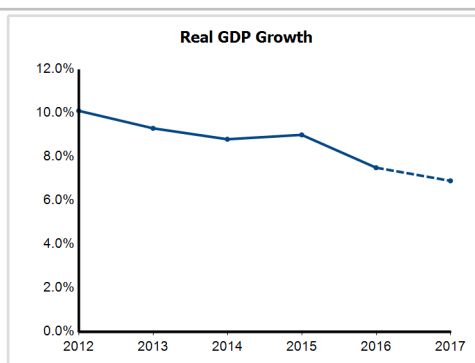
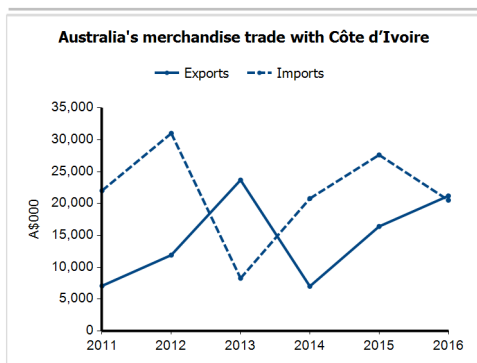
General information

Capital:	Yamoussoukro
Land area:	318,000 sq km
Official language(s):	French
Population:	24.3 million (2016)
Currency:	CFA Franc

Head of State	President HE Mr Alassane Ouattara
Head of Government	Prime Minister HE Mr Amadou Gon Coulibaly

Economic indicators (a)

	2012	2013	2014	2015	2016	2017
GDP (US\$b) (current prices)	26.8	31.3	35.4	32.8	35.5	36.9
GDP per capita (US\$)	1,220.6	1,388.8	1,530.6	1,381.8	1,458.8	1,477.3
GDP PPP (Int'l \$b)	59.5	66.1	73.2	80.6	87.8	95.9
GDP per capita PPP (Int'l \$)	2,710.7	2,933.6	3,167.1	3,399.3	3,609.0	3,841.7
Real GDP growth (% change yoy)	10.1	9.3	8.8	9.0	7.5	6.9
Current account balance (US\$b)	-0.3	-0.4	0.5	-0.3	-0.8	-1.5
Current account balance (% GDP)	-1.2	-1.4	1.4	-1.0	-2.2	-4.0
Inflation (% change yoy)	1.3	2.6	0.4	1.2	1.0	1.5
Unemployment (% labour force)	9.4	9.4	9.4	9.3	9.3	na



Australia's trade and investment relationship with Côte d'Ivoire (b)

Australian merchandise trade with Côte d'Ivoire, 2016 (A\$000)	Total share	Rank	Growth (yoy)
Exports to Côte d'Ivoire	0.0%	92nd	29.3%
Imports from Côte d'Ivoire	0.0%	92nd	-25.7%
Total merchandise trade (exports + imports)	0.0%	98th	-5.3%

Major Australian exports, 2016 (A\$000)

Civil engineering equipment & parts	6,067
Specialised machinery & parts	2,854
Seafood, prepared or preserved	1,606
Measuring & analysing instruments	939

Major Australian imports, 2016 (A\$000)

Cocoa	20,242
Medicaments (incl veterinary)	80
Veneers, plywood & particle board	58
Wood, simply worked	54

Australia's trade in services with Côte d'Ivoire, 2016 (A\$m)

	Total share	Rank	Growth (yoy)
Exports of services to Côte d'Ivoire	0.0%	154th	..
Imports of services from Côte d'Ivoire	0.0%	164th	0.0%

Australia's investment relationship with Côte d'Ivoire, 2016 (A\$m)

	Total	FDI
Australia's investment in Côte d'Ivoire	np	np
Côte d'Ivoire's investment in Australia	np	np

Côte d'Ivoire's global merchandise trade relationships

Côte d'Ivoire's principal export destinations, 2015

1 The Netherlands	12.1%
2 United States	8.1%
3 Belgium	6.5%
49 Australia	0.1%

Côte d'Ivoire's principal import sources, 2015

1 Nigeria	15.2%
2 France	13.8%
3 China	11.7%
47 Australia	0.2%