



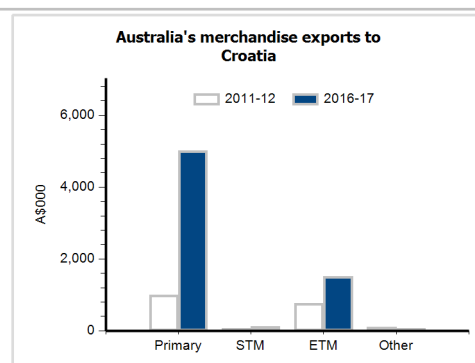
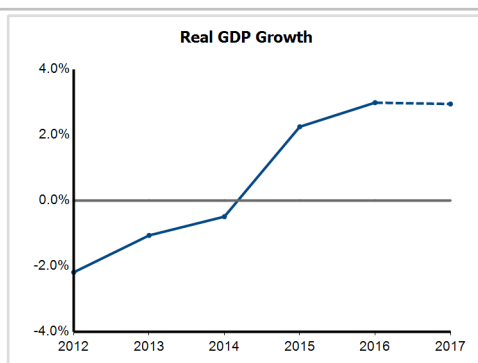
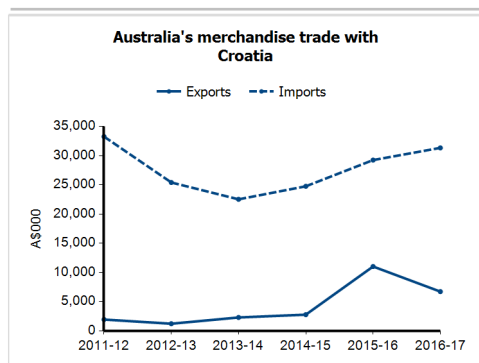
General information

Capital:	Zagreb
Land area:	55,960 sq km
Official language(s):	Croatian
Population:	4.2 million (2016)
Currency:	Kuna

Head of State
President HE Ms Kolinda Grabar Kitarovic
Head of Government
Prime Minister HE Mr Andrej Plenkovic

Economic indicators (a)

	2012	2013	2014	2015	2016	2017
GDP (US\$b) (current prices)	56.5	57.8	57.1	48.9	50.7	53.5
GDP per capita (US\$)	13,234.7	13,573.7	13,468.7	11,636.9	12,164.9	12,862.9
GDP PPP (Int'l \$b)	87.1	87.6	88.7	91.7	95.7	100.2
GDP per capita PPP (Int'l \$)	20,416.1	20,583.1	20,938.0	21,815.5	22,936.8	24,094.8
Real GDP growth (% change yoy)	-2.2	-1.1	-0.5	2.2	3.0	2.9
Current account balance (US\$b)	0.0	0.6	1.2	2.3	1.3	2.0
Current account balance (% GDP)	0.0	1.0	2.1	4.8	2.6	3.8
Inflation (% change yoy)	3.4	2.2	-0.2	-0.5	-1.1	1.1
Unemployment (% labour force)	18.6	19.8	19.3	17.1	15.0	13.9



Australia's trade and investment relationship with Croatia (b)

Australian merchandise trade with Croatia, 2016-17 (A\$000)

Exports to Croatia	6,730
Imports from Croatia	31,343
Total merchandise trade (exports + imports)	38,074

	Total share	Rank	Growth (yoy)
Exports to Croatia	0.0%	127th	-38.9%
Imports from Croatia	0.0%	80th	7.1%
Total merchandise trade (exports + imports)	0.0%	102nd	-5.5%

Major Australian exports, 2016-17 (A\$000)

Coal	4,246
Fruit & nuts	707
Medical instruments (incl veterinary)	366
Civil engineering equipment & parts	153

Major Australian imports, 2016-17 (A\$000)

Edible products & preparations, nes	4,300
Electric power machinery & parts	3,053
Non-electric engines & motors	2,413
Medicaments (incl veterinary)	2,218

Australia's trade in services with Croatia, 2016-17 (A\$m)

Exports of services to Croatia	18
Imports of services from Croatia	88

	Total share	Rank	Growth (yoy)
Exports of services to Croatia	0.0%	94th	5.9%
Imports of services from Croatia	0.1%	60th	-40.9%

Australia's investment relationship with Croatia, 2016 (A\$m)

Australia's investment in Croatia	
Croatia's investment in Australia	

	Total	FDI
Australia's investment in Croatia	7	np
Croatia's investment in Australia	45	0

Croatia's global merchandise trade relationships

Croatia's principal export destinations, 2016

1 Italy	13.7%
2 Slovenia	12.5%
3 Germany	11.8%
48 Australia	0.2%

Croatia's principal import sources, 2016

1 Germany	16.2%
2 Italy	12.5%
3 Slovenia	10.9%
82 Australia	0.0%