



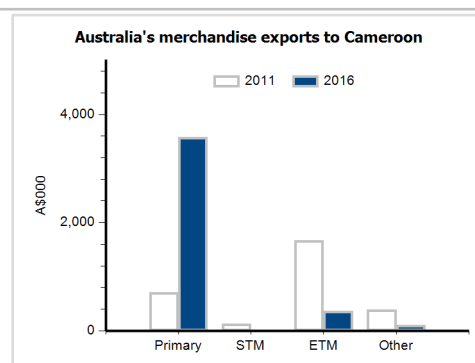
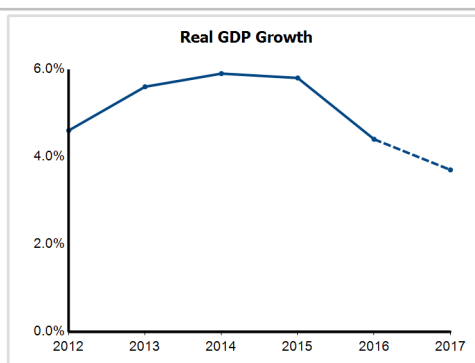
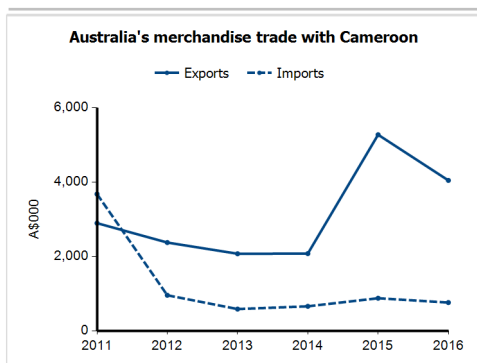
General information

Capital:	Yaoundé
Land area:	472,710 sq km
Official language(s):	French, English
Population:	23.7 million (2016)
Currency:	CFA franc

Head of State	President HE Paul Biya
Head of Government	Prime Minister HE Mr Philemon Yang

Economic indicators (a)

	2012	2013	2014	2015	2016	2017
GDP (US\$b) (current prices)	26.5	29.6	32.1	28.4	29.3	29.5
GDP per capita (US\$)	1,234.4	1,344.7	1,423.9	1,230.4	1,238.5	1,217.0
GDP PPP (Int'l \$b)	58.8	63.1	68.0	72.7	76.9	81.5
GDP per capita PPP (Int'l \$)	2,741.2	2,868.4	3,017.3	3,147.0	3,248.8	3,358.5
Real GDP growth (% change yoy)	4.6	5.6	5.9	5.8	4.4	3.7
Current account balance (US\$b)	-1.0	-1.2	-1.4	-1.2	-1.1	-0.9
Current account balance (% GDP)	-3.6	-3.9	-4.3	-4.1	-3.6	-3.1
Inflation (% change yoy)	2.4	2.1	1.9	2.7	0.9	1.0
Unemployment (% labour force)	4.1	4.1	4.1	4.4	4.5	na



Australia's trade and investment relationship with Cameroon (b)

Australian merchandise trade with Cameroon, 2016 (A\$000)

		Total share	Rank	Growth (yoy)
Exports to Cameroon	4,051	0.0%	142nd	-23.3%
Imports from Cameroon	763	0.0%	157th	-13.3%
Total merchandise trade (exports + imports)	4,814	0.0%	156th	-21.9%

Major Australian exports, 2016 (A\$000)

Fish, f.c.f.	3,058
Wool & other animal hair (incl tops)	294
Hides & skins, raw (excl furskins)	202
Hand or machine tools	52

Major Australian imports, 2016 (A\$000)

Salts of inorganic acids & metals	302
Wood, simply worked	120
Pharm products (excl medicaments)	69
Household equip of base metal, nes	54

Australia's trade in services with Cameroon, 2016 (A\$m)

		Total share	Rank	Growth (yoy)
Exports of services to Cameroon	3	0.0%	133rd	-57.1%
Imports of services from Cameroon	0	0.0%	..	-100.0%

Australia's investment relationship with Cameroon, 2016 (A\$m)

	Total	FDI
Australia's investment in Cameroon	np	np
Cameroon's investment in Australia	np	np

Cameroon's global merchandise trade relationships

Cameroon's principal export destinations, 2015

1 The Netherlands	16.3%
2 India	15.6%
3 China	12.5%
88 Australia	0.0%

Cameroon's principal import sources, 2015

1 China	19.4%
2 Nigeria	12.1%
3 France	10.3%
64 Australia	0.1%