



General information

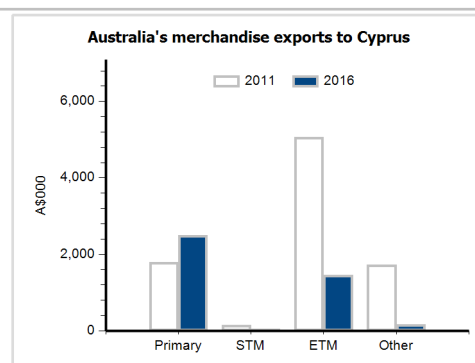
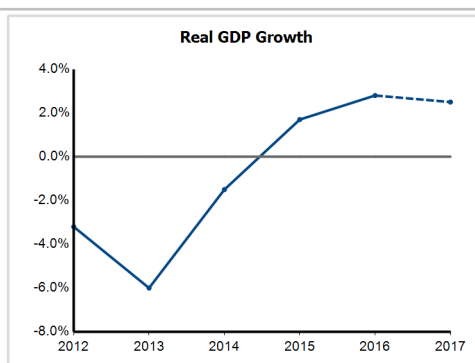
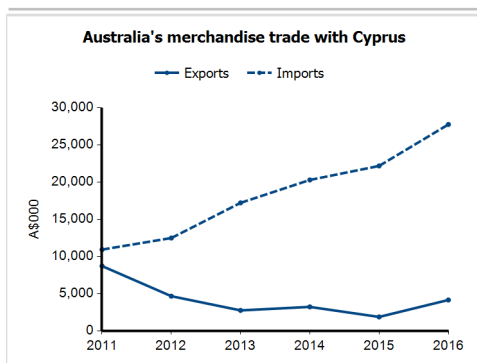
Capital:	Nicosia
Land area:	9,240 sq km
Official language(s):	Greek, Turkish
Population:	848,000 (2016)
Currency:	Euro

Head of State and Head of Government

President HE Mr Nicos Anastasiades

Economic indicators (a)

	2012	2013	2014	2015	2016	2017
GDP (US\$b) (current prices)	25.0	24.1	23.3	19.6	19.8	19.6
GDP per capita (US\$)	29,032.1	27,791.7	27,208.1	23,105.4	23,351.9	23,028.3
GDP PPP (Int'l \$b)	28.9	27.6	27.7	28.5	29.7	31.1
GDP per capita PPP (Int'l \$)	33,553.7	31,922.5	32,291.0	33,616.5	34,970.3	36,442.4
Real GDP growth (% change yoy)	-3.2	-6.0	-1.5	1.7	2.8	2.5
Current account balance (US\$b)	-1.5	-1.2	-1.0	-0.6	-0.5	-0.5
Current account balance (% GDP)	-6.0	-4.9	-4.3	-2.9	-2.4	-2.5
Inflation (% change yoy)	3.1	0.4	-0.3	-1.5	-1.2	1.5
Unemployment (% labour force)	11.9	15.9	16.2	14.9	12.9	11.3



Australia's trade and investment relationship with Cyprus (b)

Australian merchandise trade with Cyprus, 2016 (A\$000)

Exports to Cyprus	4,162
Imports from Cyprus	27,778
Total merchandise trade (exports + imports)	31,939

	Total share	Rank	Growth (yoy)
Exports to Cyprus	0.0%	139th	121.3%
Imports from Cyprus	0.0%	83rd	25.1%
Total merchandise trade (exports + imports)	0.0%	105th	32.6%

Major Australian exports, 2016 (A\$000)

Tobacco, manufactured	1,035
Coffee & substitutes	626
Beef, f.c.f.	522
Perfumery & cosmetics (excl soap)	414

Major Australian imports, 2016 (A\$000)

Cheese & curd	15,664
Medicaments (incl veterinary)	5,889
Specialised machinery & parts	1,194
Telecom equipment & parts	746

Australia's trade in services with Cyprus, 2016 (A\$m)

Exports of services to Cyprus	17
Imports of services from Cyprus	203

	Total share	Rank	Growth (yoy)
Exports of services to Cyprus	0.0%	95th	30.8%
Imports of services from Cyprus	0.3%	36th	-17.1%

Australia's investment relationship with Cyprus, 2016 (A\$m)

Australia's investment in Cyprus	56
Cyprus' investment in Australia	86

	Total	FDI
Australia's investment in Cyprus	56	np
Cyprus' investment in Australia	86	0

Cyprus' global merchandise trade relationships

Cyprus' principal export destinations, 2016

1 Greece	12.5%
2 United Kingdom	7.6%
3 Libya	7.5%
21 Australia	1.0%

Cyprus' principal import sources, 2016

1 Greece	21.3%
2 Germany	16.3%
3 Italy	6.6%
70 Australia	0.0%