



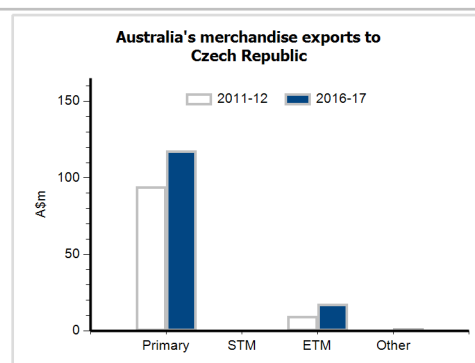
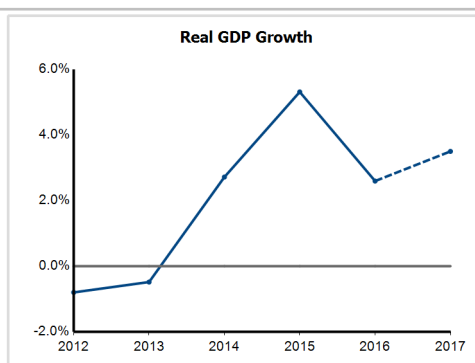
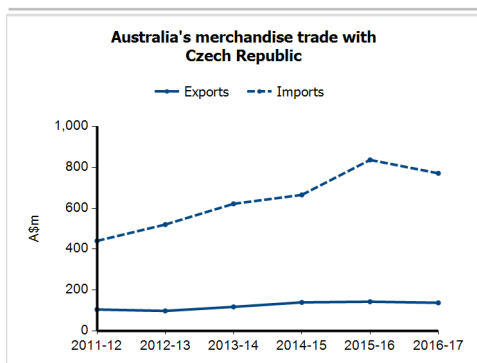
General information

Capital:	Prague
Land area:	77,230 sq km
Official language(s):	Czech
Population:	10.6 million (2016)
Currency:	Koruna

Head of State
President HE Mr Milos Zeman
Head of Government
Prime Minister Mr Andrej Babiš

Economic indicators (a)

	2012	2013	2014	2015	2016	2017
GDP (US\$b) (current prices)	207.4	209.4	207.8	186.8	195.3	209.7
GDP per capita (US\$)	19,739.9	19,912.5	19,768.8	17,728.7	18,507.7	19,818.4
GDP PPP (Int'l \$b)	302.6	306.0	319.9	340.6	353.9	372.6
GDP per capita PPP (Int'l \$)	28,802.6	29,096.6	30,433.7	32,317.6	33,529.2	35,223.4
Real GDP growth (% change yoy)	-0.8	-0.5	2.7	5.3	2.6	3.5
Current account balance (US\$b)	-3.2	-1.1	0.4	0.5	2.2	1.2
Current account balance (% GDP)	-1.6	-0.5	0.2	0.2	1.1	0.6
Inflation (% change yoy)	3.3	1.4	0.3	0.3	0.7	2.3
Unemployment (% labour force)	7.0	7.0	6.1	5.0	4.0	2.8



Australia's trade and investment relationship with Czech Republic (b)

Australian merchandise trade with Czech Republic, 2016-17 (A\$m)	Total share	Rank	Growth (yoy)	
Exports to Czech Republic	137	0.0%	53rd	-3.7%
Imports from Czech Republic	771	0.3%	36th	-7.8%
Total merchandise trade (exports + imports)	909	0.2%	43rd	-7.2%

Major Australian exports, 2016-17 (A\$m)

Wool & other animal hair (incl tops)	117
Vehicle parts & accessories	7
Medicaments (incl veterinary)	2
Non-electric engines & motors	1

Major Australian imports, 2016-17 (A\$m)

Passenger motor vehicles	305
Telecom equipment & parts	45
Wood, simply worked	30
Pumps (excl liquid pumps) & parts	27

Australia's trade in services with Czech Republic, 2016-17 (A\$m)

	Total share	Rank	Growth (yoy)	
Exports of services to Czech Republic	86	0.1%	57th	-9.5%
Imports of services from Czech Republic	30	0.0%	85th	-21.1%

Australia's investment relationship with Czech Republic, 2016 (A\$m)

	Total	FDI
Australia's investment in Czech Republic	209	np
Czech Republic's investment in Australia	44	3

Czech Republic's global merchandise trade relationships

Czech Republic's principal export destinations, 2016

1 Germany	32.5%
2 Slovak Republic	8.4%
3 Poland	5.7%
38 Australia	0.3%

Czech Republic's principal import sources, 2016

1 Germany	26.7%
2 China	12.7%
3 Poland	8.3%
55 Australia	0.1%