



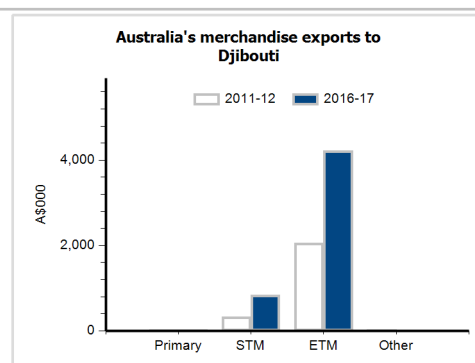
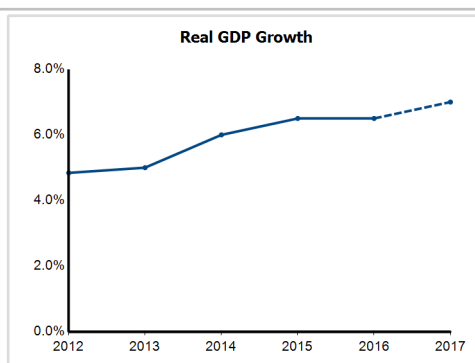
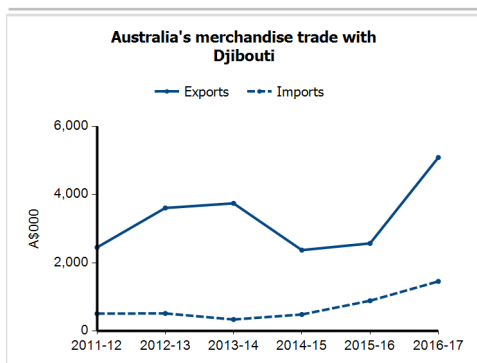
General information

Capital:	Djibouti
Land area:	23,180 sq km
Official language(s):	French, Arabic
Population:	993,000 (2016)
Currency:	Djibouti franc

Head of State	President HE Mr Ismail Omar Guelleh
Head of Government	Prime Minister Abdoukader Kamil Mohamed

Economic indicators (a)

	2012	2013	2014	2015	2016	2017
GDP (US\$b) (current prices)	1.4	1.5	1.6	1.7	1.9	2.1
GDP per capita (US\$)	1,522.9	1,592.9	1,690.7	1,788.4	1,902.8	2,039.9
GDP PPP (Int'l \$b)	2.5	2.7	2.9	3.1	3.3	3.6
GDP per capita PPP (Int'l \$)	2,814.3	2,920.9	3,065.9	3,210.7	3,368.7	3,567.4
Real GDP growth (% change yoy)	4.8	5.0	6.0	6.5	6.5	7.0
Current account balance (US\$m)	-254.0	-339.0	-399.0	-549.0	-575.0	-437.0
Current account balance (% GDP)	-18.8	-23.3	-25.1	-31.8	-30.4	-21.0
Inflation (% change yoy)	3.7	2.4	2.9	2.1	2.7	3.0
Unemployment (% labour force)	6.7	6.6	6.6	6.6	6.6	na



Australia's trade and investment relationship with Djibouti (b)

Australian merchandise trade with Djibouti, 2016-17 (A\$'000)	Total share	Rank	Growth (yoy)	
Exports to Djibouti	5,091	0.0%	135th	98.1%
Imports from Djibouti	1,453	0.0%	143rd	64.1%
Total merchandise trade (exports + imports)	6,544	0.0%	151st	89.4%

Major Australian exports, 2016-17 (A\$'000)

Metal containers	1,056
Plastic tubes, pipes & hoses	773
Lead	595
Food processing machines & parts	586

Major Australian imports, 2016-17 (A\$'000)

Coffee & substitutes	1,445
Plastic articles, nes	4
Vehicle parts & accessories	3
Gold coin & legal tender coin	1

Australia's trade in services with Djibouti, 2016-17 (A\$m)

	Total share	Rank	Growth (yoy)	
Exports of services to Djibouti	0	0.0%
Imports of services from Djibouti	0	0.0%	..	-100.0%

Australia's investment relationship with Djibouti, 2016 (A\$m)

	Total	FDI
Australia's investment in Djibouti	0	0
Djibouti's investment in Australia	0	0

Djibouti's global merchandise trade relationships

Djibouti's principal export destinations, 2016

1 Ethiopia	38.9%
2 Somalia	17.6%
3 Qatar	9.3%
21 Australia	0.2%

Djibouti's principal import sources, 2016

1 United Arab Emirates	25.5%
2 France	16.1%
3 China	10.2%
71 Australia	0.0%