



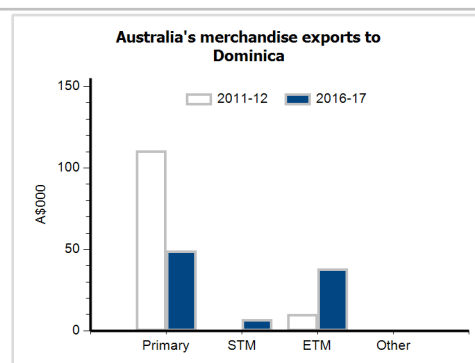
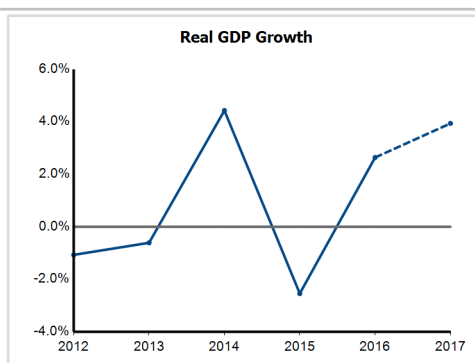
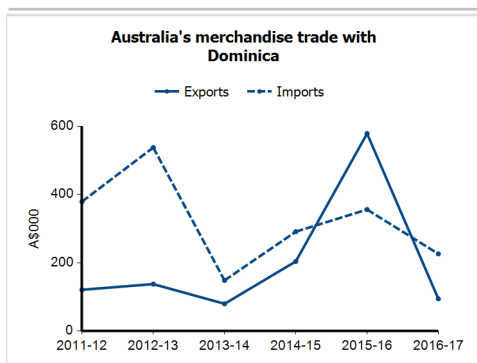
General information

Capital:	Roseau
Land area:	750 sq km
Official language(s):	English
Population:	71,000 (2016)
Currency:	East Caribbean dollar

Head of State
President HE Charles Angelo Savarin
Head of Government
Prime Minister The Hon Roosevelt Skerrit

Economic indicators (a)

	2012	2013	2014	2015	2016	2017
GDP (US\$m) (current prices)	486.0	502.0	524.0	535.0	581.0	608.0
GDP per capita (US\$)	6,869.0	7,096.2	7,402.8	7,564.4	8,220.1	8,591.7
GDP PPP (Int'l \$m)	732.0	740.0	786.0	774.0	805.0	851.0
GDP per capita PPP (Int'l \$)	10,352.1	10,455.0	11,113.8	10,948.6	11,380.8	12,034.9
Real GDP growth (% change yoy)	-1.1	-0.6	4.4	-2.5	2.6	3.9
Current account balance (US\$m)	-84.0	-49.0	-38.0	-10.0	5.0	-38.0
Current account balance (% GDP)	-17.3	-9.8	-7.2	-1.9	0.8	-6.2
Inflation (% change yoy)	1.4	0.0	0.8	-0.8	0.0	0.6
Unemployment (% labour force)	na	na	na	na	na	na



Australia's trade and investment relationship with Dominica (b)

Australian merchandise trade with Dominica, 2016-17 (A\$000)	Total share	Rank	Growth (yoy)
Exports to Dominica	94	202nd	-83.7%
Imports from Dominica	226	180th	-36.5%
Total merchandise trade (exports + imports)	320	202nd	-65.7%

Major Australian exports, 2016-17 (A\$000)

Alcoholic beverages	49
Prams, toys, games & sporting goods	15
Non-electrical machinery & parts	13
Mechanical handling equip & parts	9

Major Australian imports, 2016-17 (A\$000)

Specialised machinery & parts	79
Tubes & pipes of iron or steel	34
Household equip of base metal, nes	22
Other textile clothing	19

Australia's trade in services with Dominica, 2016-17 (A\$m)

	Total share	Rank	Growth (yoy)
Exports of services to Dominica	0
Imports of services from Dominica	3	138th	50.0%

Australia's investment relationship with Dominica, 2016 (A\$m)

	Total	FDI
Australia's investment in Dominica	0	0
Dominica's investment in Australia	0	0

Dominica's global merchandise trade relationships

Dominica's principal export destinations, 2016

1 Saudi Arabia	22.7%
2 Trinidad & Tobago	12.8%
3 Jamaica	11.1%
22 Australia	0.2%

Dominica's principal import sources, 2016

1 Austria	42.0%
2 Belgium	17.0%
3 Cyprus	11.9%
16 Australia	0.7%