



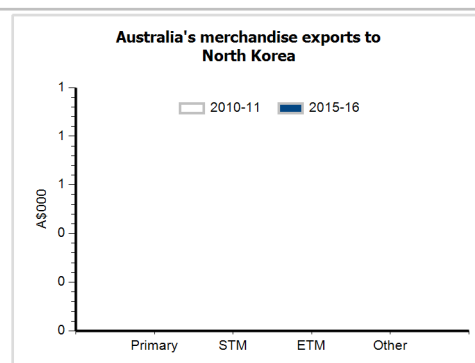
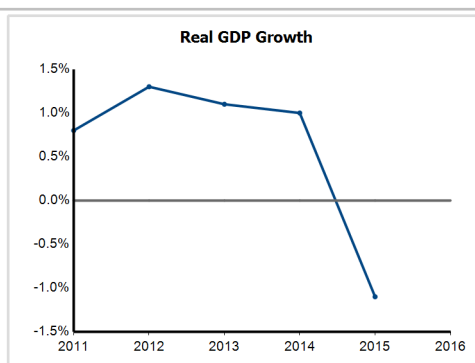
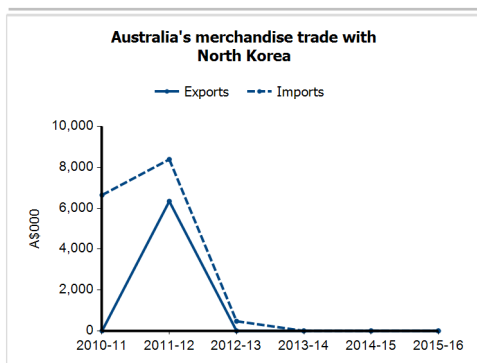
General information

Capital:	P'yongyang
Land area:	120,410 sq km
Official language(s):	Korean
Population:	25.2 million (2015)
Currency:	North Korean won

Head of State	President HE Mr Kim Yong-nam
Head of Government	Prime Minister HE Mr Pak Pong-ju

Economic indicators (a)

	2011	2012	2013	2014	2015	2016
GDP (US\$b) (current prices)	15.7	15.9	16.6	17.4	na	na
GDP per capita (US\$)	638.2	641.1	666.7	695.2	na	na
GDP PPP (Int'l \$b)	40.0	40.0	40.0	na	na	na
GDP per capita PPP (Int'l \$)	1,626.0	1,612.9	1,606.4	na	na	na
Real GDP growth (% change yoy)	0.8	1.3	1.1	1.0	-1.1	na
Current account balance (US\$m)	na	na	na	na	na	na
Current account balance (% GDP)	na	na	na	na	na	na
Inflation (% change yoy)	na	na	na	na	na	na
Unemployment (% labour force)	na	na	na	na	na	na



Australia's trade and investment relationship with North Korea (b)

Australian merchandise trade with North Korea, 2015-16 (A\$000)	Total share	Rank	Growth (yoy)
Exports to North Korea	0.0%
Imports from North Korea	0.0%
Total merchandise trade (exports + imports)	0.0%

Major Australian exports, 2015-16 (A\$000)	Major Australian imports, 2015-16 (A\$000)
exports recorded	imports recorded
0	0

Australia's trade in services with North Korea, 2015-16 (A\$m)	Total share	Rank	Growth (yoy)
Exports of services to North Korea	0.0%	..	-100.0%
Imports of services from North Korea	0.0%	..	-100.0%

Australia's investment relationship with North Korea, 2015 (A\$m)	Total	FDI
Australia's investment in North Korea	np	0
North Korea's investment in Australia	0	0

North Korea's global merchandise trade relationships

North Korea's principal export destinations, 2015

1 China	75.7%
2 India	3.5%
3 Saudi Arabia	3.3%
.. Australia	na

North Korea's principal import sources, 2015

1 China	76.4%
2 Republic of the Congo	5.5%
3 Saudi Arabia	2.9%
.. Australia	na