



General information

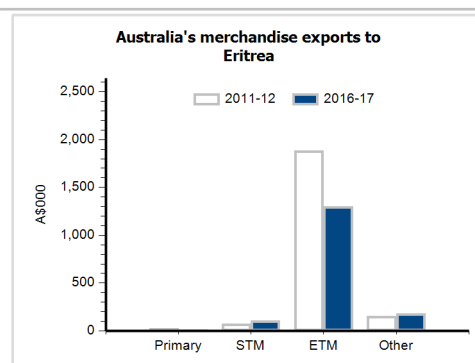
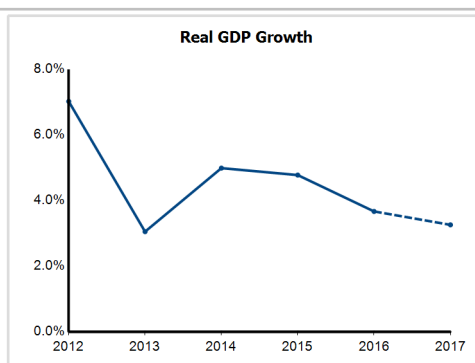
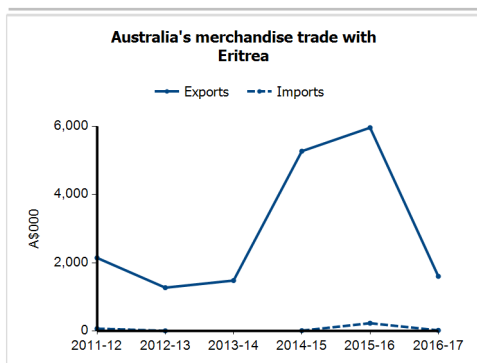
Capital:	Asmara
Land area:	101,000 sq km
Official language(s):	Arabic, Tigrinya, English
Population:	6.5 million (2016)
Currency:	Nakfa

Head of State and Head of Government

President HE Mr Isaias Afwerki

Economic indicators (a)

	2012	2013	2014	2015	2016	2017
GDP (US\$b) (current prices)	3.1	3.5	4.1	4.7	5.4	6.1
GDP per capita (US\$)	541.5	593.8	665.0	741.4	823.1	900.8
GDP PPP (Int'l \$b)	7.4	7.7	8.2	8.7	9.2	9.6
GDP per capita PPP (Int'l \$)	1,290.2	1,307.9	1,353.1	1,387.3	1,410.0	1,433.9
Real GDP growth (% change yoy)	7.0	3.1	5.0	4.8	3.7	3.3
Current account balance (US\$m)	72.0	-3.0	23.0	-102.0	-3.0	40.0
Current account balance (% GDP)	2.3	-0.1	0.6	-2.2	-0.1	0.7
Inflation (% change yoy)	6.0	6.5	10.0	9.0	9.0	9.0
Unemployment (% labour force)	7.2	7.1	7.0	7.2	7.3	na



Australia's trade and investment relationship with Eritrea (b)

Australian merchandise trade with Eritrea, 2016-17 (A\$000)

		Total share	Rank	Growth (yoy)
Exports to Eritrea	1,601	0.0%	164th	-73.2%
Imports from Eritrea	16	0.0%	208th	-92.9%
Total merchandise trade (exports + imports)	1,617	0.0%	185th	-73.9%

Major Australian exports, 2016-17 (A\$000)

Civil engineering equipment & parts	532
Metal containers	321
Specialised machinery & parts	248
Plastic articles, nes	88

Major Australian imports, 2016-17 (A\$000)

Electrical machinery & parts, nes	9
Textile clothing accessories	1
Measuring & analysing instruments	1
Rubber articles, nes	1

*Includes \$181,000 of special transactions, 11% of total exports.

Australia's trade in services with Eritrea, 2016-17 (A\$m)

		Total share	Rank	Growth (yoy)
Exports of services to Eritrea	1	0.0%	154th	-66.7%
Imports of services from Eritrea	3	0.0%	138th	50.0%

Australia's investment relationship with Eritrea, 2016 (A\$m)

	Total	FDI
Australia's investment in Eritrea	0	0
Eritrea's investment in Australia	0	0

Eritrea's global merchandise trade relationships

Eritrea's principal export destinations, 2016

1 China	58.0%
2 India	22.0%
3 Republic of Korea	5.0%
44 Australia	0.0%

Eritrea's principal import sources, 2016

1 China	18.1%
2 United Arab Emirates	15.4%
3 Saudi Arabia	13.7%
28 Australia	0.3%