



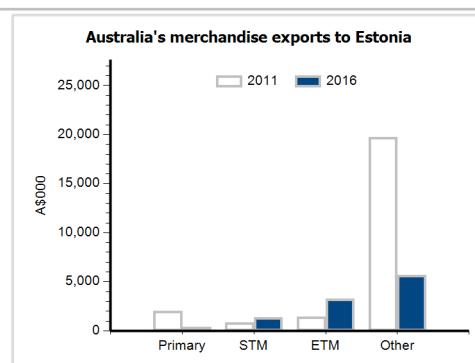
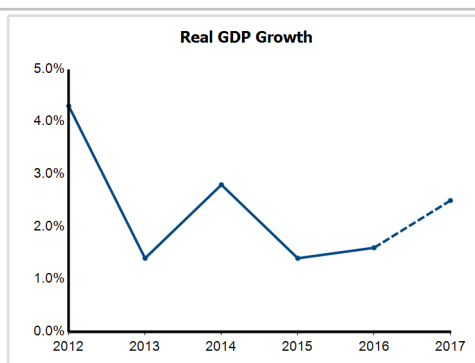
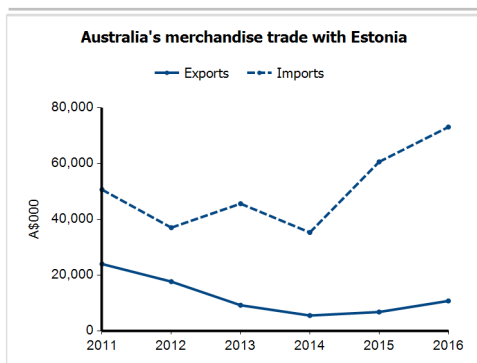
## General information

<b>Capital:</b>	Tallinn
<b>Land area:</b>	42,390 sq km
<b>Official language(s):</b>	Estonian
<b>Population:</b>	1.3 million (2016)
<b>Currency:</b>	Euro

<b>Head of State</b>
President HE Ms Kersti Kaljulaid
<b>Head of Government</b>
Prime Minister Mr Jüri Ratas

## Economic indicators (a)

	2012	2013	2014	2015	2016	2017
<b>GDP (US\$b) (current prices)</b>	23.1	25.1	26.3	22.5	23.1	23.4
<b>GDP per capita (US\$)</b>	17,398.4	19,004.3	19,953.5	17,111.3	17,632.7	17,891.1
<b>GDP PPP (Int'l \$b)</b>	33.8	34.8	36.4	37.4	38.5	40.3
<b>GDP per capita PPP (Int'l \$)</b>	25,494.1	26,372.7	27,694.1	28,451.4	29,312.9	30,764.6
<b>Real GDP growth (% change yoy)</b>	4.3	1.4	2.8	1.4	1.6	2.5
<b>Current account balance (US\$b)</b>	-0.6	0.0	0.3	0.5	0.6	0.3
<b>Current account balance (% GDP)</b>	-2.4	-0.1	1.0	2.2	2.7	1.4
<b>Inflation (% change yoy)</b>	4.2	3.2	0.5	0.1	0.8	3.2
<b>Unemployment (% labour force)</b>	10.0	8.6	7.4	6.1	6.9	8.3



## Australia's trade and investment relationship with Estonia (b)

## Australian merchandise trade with Estonia, 2016 (A\$000)

Exports to Estonia	10,747
Imports from Estonia	73,153
Total merchandise trade (exports + imports)	83,900

	Total share	Rank	Growth (yoy)
Exports to Estonia	0.0%	111th	58.6%
Imports from Estonia	0.0%	66th	20.6%
Total merchandise trade (exports + imports)	0.0%	85th	24.4%

## Major Australian exports, 2016 (A\$000)

Gold coin & legal tender coin	5,463
Prepared additives for mineral oils	1,370
Telecom equipment & parts	1,028
Mechanical handling equip & parts	1,019

## Major Australian imports, 2016 (A\$000)

Wood, simply worked	28,251
Telecom equipment & parts	16,217
Computers	4,388
Measuring & analysing instruments	4,169

## Australia's trade in services with Estonia, 2016 (A\$m)

Exports of services to Estonia	30
Imports of services from Estonia	7

	Total share	Rank	Growth (yoy)
Exports of services to Estonia	0.0%	80th	7.1%
Imports of services from Estonia	0.0%	117th	16.7%

## Australia's investment relationship with Estonia, 2016 (A\$m)

Australia's investment in Estonia	np
Estonia's investment in Australia	np

	Total	FDI
Australia's investment in Estonia	np	np
Estonia's investment in Australia	np	0

## Estonia's global merchandise trade relationships

## Estonia's principal export destinations, 2016

1 Sweden	16.8%
2 Finland	15.0%
3 Russian Federation	9.3%
36 Australia	0.3%

## Estonia's principal import sources, 2016

1 Germany	10.7%
2 Finland	9.6%
3 China	8.0%
64 Australia	0.0%