



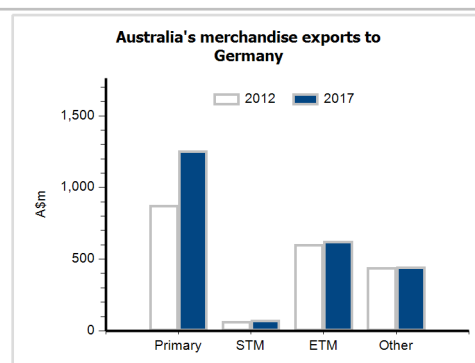
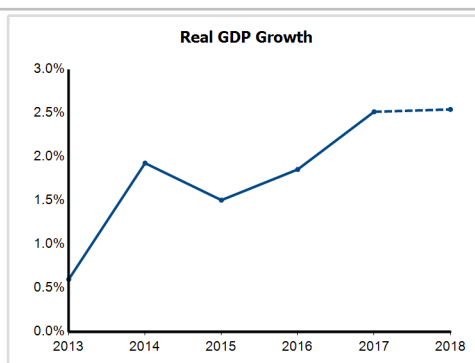
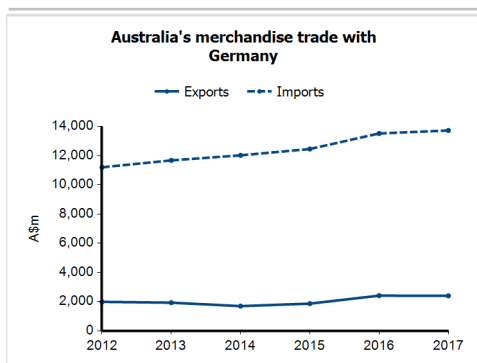
## General information

<b>Capital:</b>	Berlin
<b>Land area:</b>	348,540 sq km
<b>Official language(s):</b>	German
<b>Population:</b>	82.7 million (2017)
<b>Currency:</b>	Euro

<b>Head of State</b>	Federal President HE Dr Frank-Walter Steinmeier
<b>Head of Government</b>	Federal Chancellor Dr Angela Merkel

## Economic indicators (a)

	2013	2014	2015	2016	2017	2018
<b>GDP (US\$b) (current prices)</b>	3,753.7	3,896.8	3,377.3	3,479.2	3,684.8	4,211.6
<b>GDP per capita (US\$)</b>	46,545.4	48,118.7	41,344.7	42,249.8	44,549.7	50,841.7
<b>GDP PPP (Int'l \$b)</b>	3,639.3	3,776.0	3,874.4	3,996.6	4,170.8	4,374.0
<b>GDP per capita PPP (Int'l \$)</b>	45,127.2	46,627.5	47,429.7	48,532.5	50,425.2	52,801.1
<b>Real GDP growth (% change yoy)</b>	0.6	1.9	1.5	1.9	2.5	2.5
<b>Current account balance (US\$b)</b>	252.5	291.0	301.1	297.5	296.6	346.8
<b>Current account balance (% GDP)</b>	6.7	7.5	8.9	8.6	8.0	8.2
<b>Inflation (% change yoy)</b>	1.6	0.8	0.1	0.4	1.7	1.6
<b>Unemployment (% labour force)</b>	5.2	5.0	4.6	4.2	3.8	3.6



## Australia's trade and investment relationship with Germany (b)

### Australian merchandise trade with Germany, 2017 (A\$m)

Exports to Germany	2,403
Imports from Germany	13,731
Total merchandise trade (exports + imports)	16,133

	Total share	Rank	Growth (yoy)
Exports to Germany	0.8%	17th	-0.5%
Imports from Germany	4.8%	6th	1.5%
Total merchandise trade (exports + imports)	2.7%	9th	1.2%

### Major Australian exports, 2017 (A\$m)

Oil-seeds & oleaginous fruits, soft	681
Gold coin & legal tender coin	372
Precious metal ores & conc (excl gold)	238
Pharm products (excl medicaments)	105

### Major Australian imports, 2017 (A\$m)

Passenger motor vehicles	3,064
Medicaments (incl veterinary)	1,165
Pharm products (excl medicaments)	501
Goods vehicles	458

### Australia's trade in services with Germany, 2017 (A\$m)

Exports of services to Germany	1,643
Imports of services from Germany	2,963

	Total share	Rank	Growth (yoy)
Exports of services to Germany	1.9%	11th	0.7%
Imports of services from Germany	3.4%	8th	4.6%

### Major Australian services exports, 2017 (A\$m)

Personal travel excluding education	773
Professional, technical & other business	224

### Major Australian services imports, 2017 (A\$m)

Transport	1,207
Personal travel excluding education	622

### Australia's investment relationship with Germany, 2017 (A\$m)

Australia's investment in Germany	
Germany's investment in Australia	

	Total	FDI
Australia's investment in Germany	73,643	np
Germany's investment in Australia	47,153	23,822

## Germany's global merchandise trade relationships

### Germany's principal export destinations, 2017

1 United States	8.7%
2 France	8.2%
3 China	6.7%
28 Australia	0.7%

### Germany's principal import sources, 2017

1 China	9.8%
2 The Netherlands	8.1%
3 France	6.2%
43 Australia	0.3%