

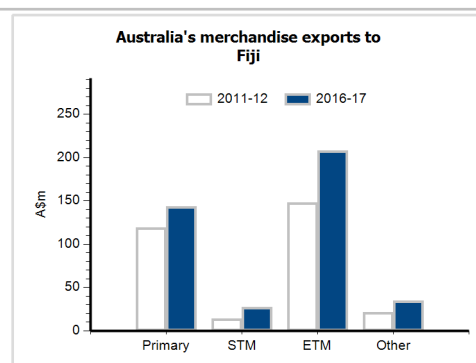
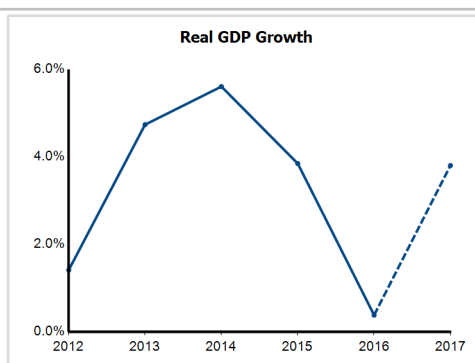
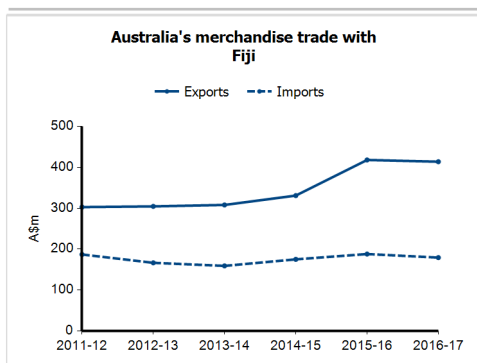
## General information

<b>Capital:</b>	Suva
<b>Land area:</b>	18,270 sq km
<b>Official language(s):</b>	English, Fijian, Hindustani
<b>Population:</b>	873,000 (2016)
<b>Currency:</b>	Fiji Dollar

<b>Head of State</b>	President Major General (Retired) Jioji Konousi Konrote
<b>Head of Government</b>	Prime Minister Rear Admiral (Retired) Josaia Voreqe Bainimarama

## Economic indicators (a)

	2012	2013	2014	2015	2016	2017
<b>GDP (US\$b) (current prices)</b>	4.0	4.2	4.5	4.4	4.7	5.1
<b>GDP per capita (US\$)</b>	4,632.0	4,863.5	5,179.9	5,017.2	5,357.5	5,761.1
<b>GDP PPP (Int'l \$b)</b>	6.7	7.1	7.7	8.1	8.2	8.6
<b>GDP per capita PPP (Int'l \$)</b>	7,820.8	8,284.2	8,863.7	9,263.2	9,375.3	9,857.3
<b>Real GDP growth (% change yoy)</b>	1.4	4.7	5.6	3.8	0.4	3.8
<b>Current account balance (US\$m)</b>	-57.0	-405.0	-339.0	-67.0	-236.0	-254.0
<b>Current account balance (% GDP)</b>	-1.4	-9.7	-7.6	-1.5	-5.1	-5.0
<b>Inflation (% change yoy)</b>	3.4	2.9	0.5	1.4	3.9	3.8
<b>Unemployment (% labour force)</b>	6.8	6.4	6.2	5.5	5.5	5.5



## Australia's trade and investment relationship with Fiji (b)

### Australian merchandise trade with Fiji, 2016-17 (A\$m)

		Total share	Rank	Growth (yoy)
Exports to Fiji	414	0.1%	40th	-1.0%
Imports from Fiji	179	0.1%	58th	-4.6%
Total merchandise trade (exports + imports)	593	0.1%	50th	-2.1%

### Major Australian exports, 2016-17 (A\$m)

Wheat	53
Liquefied propane & butane	19
Meat (excl beef), f.c.f.	12
Paper & paperboard	12

### Major Australian imports, 2016-17 (A\$m)

Gold	75
Other textile clothing	25
Men's clothing (excl knitted)	19
Women's clothing (excl knitted)	13

### Australia's trade in services with Fiji, 2016-17 (A\$m)

		Total share	Rank	Growth (yoy)
Exports of services to Fiji	211	0.3%	38th	19.9%
Imports of services from Fiji	1,334	1.6%	17th	-0.1%

### Major Australian services exports, 2016-17 (A\$m)

Personal travel excluding education	87
Transport	42

### Major Australian services imports, 2016-17 (A\$m)

Personal travel excluding education	1,109
Transport	123

### Australia's investment relationship with Fiji, 2016 (A\$m)

	Total	FDI
Australia's investment in Fiji	1,333	740
Fiji's investment in Australia	502	np

## Fiji's global merchandise trade relationships

### Fiji's principal export destinations, 2016

1 United States	18.1%
2 Australia	15.0%
3 New Zealand	7.0%
4 China	5.1%

### Fiji's principal import sources, 2016

1 New Zealand	17.4%
2 Australia	17.4%
3 Singapore	15.4%
4 China	15.3%