



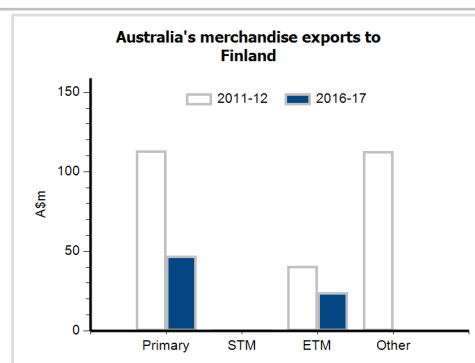
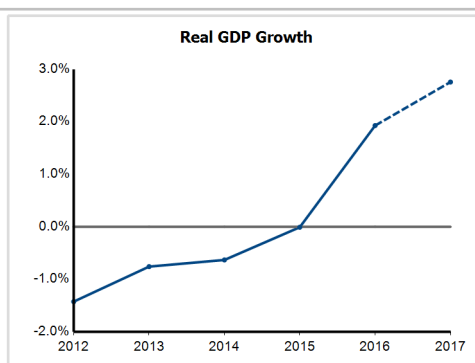
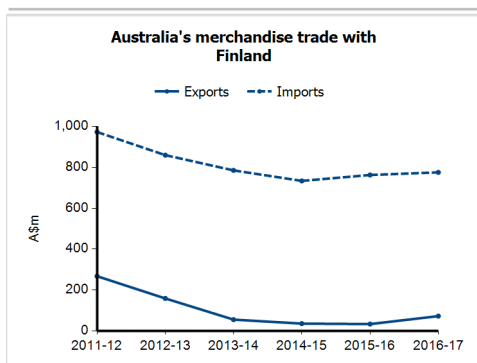
General information

Capital:	Helsinki
Land area:	303,890 sq km
Official language(s):	Finnish, Swedish
Population:	5.5 million (2016)
Currency:	Euro

Head of State
President HE Mr Sauli Niinistö
Head of Government
Prime Minister Juha Sipilä

Economic indicators (a)

	2012	2013	2014	2015	2016	2017
GDP (US\$b) (current prices)	256.8	270.1	273.0	232.6	238.6	251.5
GDP per capita (US\$)	47,553.4	49,766.1	50,087.9	42,501.2	43,482.4	45,692.9
GDP PPP (Int'l \$b)	217.9	219.7	222.3	224.6	231.9	242.4
GDP per capita PPP (Int'l \$)	40,340.0	40,490.1	40,771.6	41,055.9	42,260.7	44,050.1
Real GDP growth (% change yoy)	-1.4	-0.8	-0.6	0.0	1.9	2.8
Current account balance (US\$b)	-5.0	-4.3	-3.4	-1.4	-2.5	0.9
Current account balance (% GDP)	-1.9	-1.6	-1.3	-0.6	-1.1	0.4
Inflation (% change yoy)	3.2	2.2	1.2	-0.2	0.4	0.8
Unemployment (% labour force)	7.7	8.2	8.7	9.4	8.8	8.7



Australia's trade and investment relationship with Finland (b)

Australian merchandise trade with Finland, 2016-17 (A\$m)	Total share	Rank	Growth (yoy)
Exports to Finland	0.0%	66th	116.6%
Imports from Finland	0.3%	35th	1.7%
Total merchandise trade (exports + imports)	0.1%	44th	6.5%

Major Australian exports, 2016-17 (A\$m)

Precious metal ores & conc (excl gold)	23
Alcoholic beverages	16
Coal	8
Telecom equipment & parts	4

Major Australian imports, 2016-17 (A\$m)

Civil engineering equipment & parts	117
Paper & paperboard	115
Goods vehicles	58
Mechanical handling equip & parts	47

Australia's trade in services with Finland, 2016-17 (A\$m)

	Total share	Rank	Growth (yoy)
Exports of services to Finland	0.1%	57th	-1.1%
Imports of services from Finland	0.0%	81st	-50.0%

Australia's investment relationship with Finland, 2016 (A\$m)

	Total	FDI
Australia's investment in Finland	3,655	5
Finland's investment in Australia	398	np

Finland's global merchandise trade relationships

Finland's principal export destinations, 2016

1 Germany	12.6%
2 Sweden	9.8%
3 United States	7.0%
23 Australia	0.7%

Finland's principal import sources, 2016

1 Germany	16.7%
2 Sweden	16.0%
3 Russian Federation	10.0%
49 Australia	0.1%