



Australian Government

Department of Foreign Affairs and Trade

FORMER YUGOSLAV REPUBLIC OF MACEDONIA



Fact sheets are updated biannually; June and December

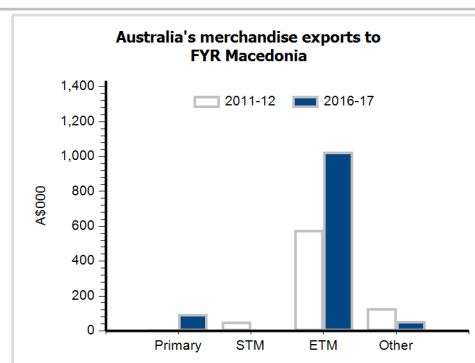
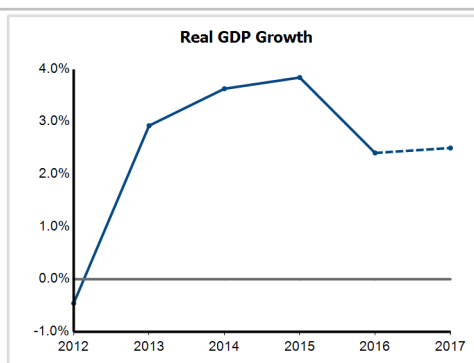
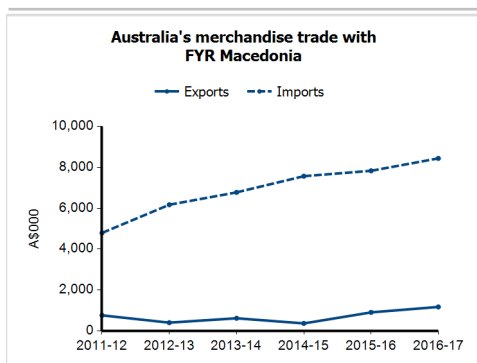
General information

Capital:	Skopje
Land area:	25,220 sq km
Official language(s):	Macedonian
Population:	2.1 million (2016)
Currency:	Denar

Head of State
President HE Mr Gjorge Ivanov
Head of Government
Prime Minister HE Mr Zoran Zaev

Economic indicators (a)

	2012	2013	2014	2015	2016	2017
GDP (US\$b) (current prices)	9.8	10.8	11.4	10.1	10.9	11.4
GDP per capita (US\$)	4,728.3	5,239.7	5,498.6	4,854.2	5,263.9	5,500.3
GDP PPP (Int'l \$b)	25.2	26.3	27.8	29.2	30.3	31.6
GDP per capita PPP (Int'l \$)	12,215.4	12,754.3	13,432.3	14,085.2	14,593.1	15,202.9
Real GDP growth (% change yoy)	-0.5	2.9	3.6	3.8	2.4	2.5
Current account balance (US\$m)	-309.0	-178.0	-57.0	-207.0	-336.0	-261.0
Current account balance (% GDP)	-3.2	-1.6	-0.5	-2.1	-3.1	-2.3
Inflation (% change yoy)	3.3	2.8	-0.3	-0.3	-0.2	0.3
Unemployment (% labour force)	31.0	29.0	28.0	26.1	23.6	23.4



Australia's trade and investment relationship with FYR Macedonia (b)

Australian merchandise trade with FYR Macedonia, 2016-17 (A\$000)	Total share	Rank	Growth (yoy)	
Exports to FYR Macedonia	1,174	0.0%	172nd	29.6%
Imports from FYR Macedonia	8,441	0.0%	111th	7.7%
Total merchandise trade (exports + imports)	9,615	0.0%	145th	10.0%

Major Australian exports, 2016-17 (A\$000)

Paper & pulp mill machinery & parts	269
Measuring & analysing instruments	201
Telecom equipment & parts	83
Vegetables, prepared or preserved	55

Major Australian imports, 2016-17 (A\$000)

Edible products & preparations, nes	2,058
Vegetables, prepared or preserved	1,921
Made-up textile articles, nes	846
Cereal preparations	466

Australia's trade in services with FYR Macedonia, 2016-17 (A\$m)

	Total share	Rank	Growth (yoy)	
Exports of services to FYR Macedonia	19	0.0%	92nd	-5.0%
Imports of services from FYR Macedonia	27	0.0%	89th	-58.5%

Australia's investment relationship with FYR Macedonia, 2016 (A\$m)

	Total	FDI
Australia's investment in FYR Macedonia	np	0
FYR Macedonia's investment in Australia	np	0

FYR Macedonia's global merchandise trade relationships

FYR Macedonia's principal export destinations, 2016

1 Germany	47.0%
2 Serbia	8.9%
3 Bulgaria	5.2%
33 Australia	0.1%

FYR Macedonia's principal import sources, 2016

1 Germany	12.3%
2 United Kingdom	10.8%
3 Serbia	8.0%
62 Australia	0.0%

Compiled by the Statistics Section, DFAT, using the latest data from the ABS, the IMF and various international sources

(a) Economic indicators data is from the IMF WEO where available, the EIU or other reputable source. Data may include forecasts or projections for recent years. GNI may be shown in lieu of GDP for countries where GDP data is unavailable.
(b) Merchandise trade data is based on published and unpublished ABS data. May exclude confidential items of trade. Totals may not add up due to rounding. Investment data is stocks as at end December.

All data may be subject to future revisions.

GDP - Gross Domestic Product PPP - Purchasing power parity GNI - Gross National Income na - Data is not available np - Data is not published .. - Data is not meaningful Primary - Primary goods STM - Simply transformed manufactures ETM - Elaborately transformed manufactures Other - Other goods including non-monetary gold f.c.f. - Fresh, chilled or frozen nes - Not elsewhere specified