



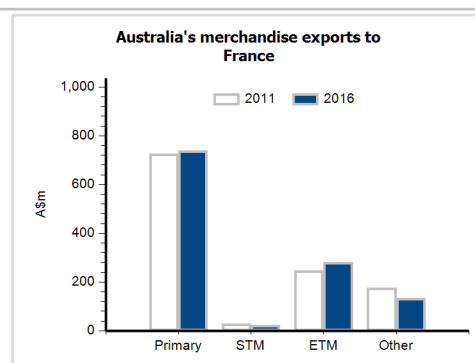
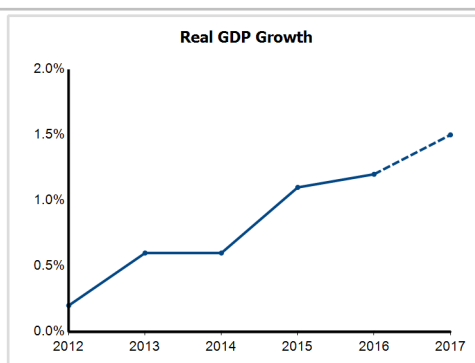
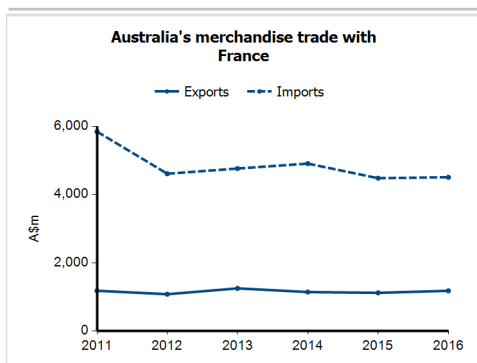
General information

Capital:	Paris
Land area:	547,561 sq km
Official language(s):	French
Population:	64.6 million (2016)
Currency:	Euro

Head of State	President Mr Emmanuel Macron
Head of Government	Prime Minister Mr Edouard Philippe

Economic indicators (a)

	2012	2013	2014	2015	2016	2017
GDP (US\$b) (current prices)	2,682.9	2,809.4	2,843.7	2,420.2	2,463.2	2,420.4
GDP per capita (US\$)	42,333.1	44,104.9	44,413.1	37,612.9	38,127.7	37,294.7
GDP PPP (Int'l \$b)	2,487.6	2,542.3	2,604.3	2,665.9	2,733.7	2,833.1
GDP per capita PPP (Int'l \$)	39,251.1	39,912.0	40,674.6	41,431.4	42,314.0	43,652.5
Real GDP growth (% change yoy)	0.2	0.6	0.6	1.1	1.2	1.5
Current account balance (US\$b)	-32.7	-24.6	-30.3	-4.8	-26.8	-22.9
Current account balance (% GDP)	-1.2	-0.9	-1.1	-0.2	-1.1	-0.9
Inflation (% change yoy)	2.2	1.0	0.6	0.1	0.3	1.4
Unemployment (% labour force)	9.8	10.3	10.3	10.4	10.0	9.6



Australia's trade and investment relationship with France (b)

Australian merchandise trade with France, 2016 (A\$m)

		Total share	Rank	Growth (yoy)
Exports to France	1,177	0.5%	22nd	5.4%
Imports from France	4,511	1.7%	13th	0.6%
Total merchandise trade (exports + imports)	5,688	1.1%	17th	1.6%

Major Australian exports, 2016 (A\$m)

Coal	560
Aircraft, spacecraft & parts	112
Oil-seeds & oleaginous fruits, soft	111
Meat (excl beef), f.c.f.	21

Major Australian imports, 2016 (A\$m)

Medicaments (incl veterinary)	467
Alcoholic beverages	354
Perfumery & cosmetics (excl soap)	342
Aircraft, spacecraft & parts	182

*Includes \$131.1m of confidential items & special transactions, 11% of total exports.

Australia's trade in services with France, 2016 (A\$m)

		Total share	Rank	Growth (yoy)
Exports of services to France	841	1.2%	19th	-6.0%
Imports of services from France	1,861	2.5%	12th	1.3%

Major Australian services exports, 2016 (A\$m)

Personal travel excluding education	358
Professional, technical & other business	158

Major Australian services imports, 2016 (A\$m)

Personal travel excluding education	893
Transport	330

Australia's investment relationship with France, 2016 (A\$m)

	Total	FDI
Australia's investment in France	55,057	2,653
France's investment in Australia	28,336	5,804

France's global merchandise trade relationships

France's principal export destinations, 2016

1 Germany	16.1%
2 Spain	7.5%
3 United States	7.4%
36 Australia	0.5%

France's principal import sources, 2016

1 Germany	16.9%
2 China	9.1%
3 Italy	7.5%
53 Australia	0.2%