



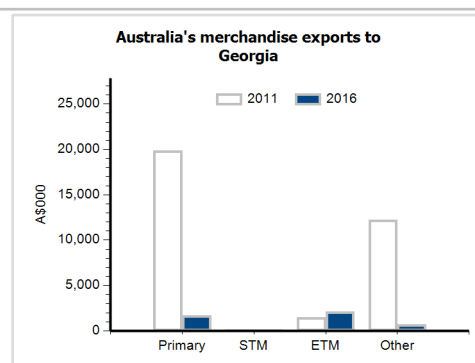
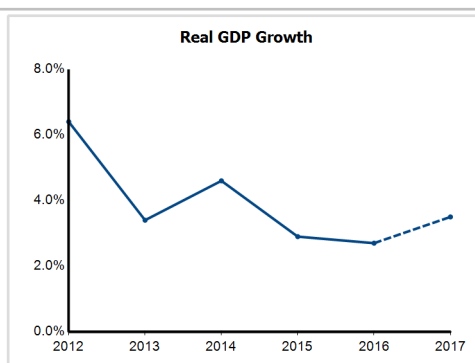
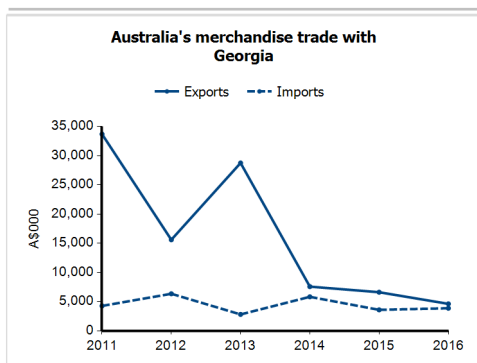
## General information

<b>Capital:</b>	Tbilisi
<b>Land area:</b>	69,490 sq km
<b>Official language(s):</b>	Georgian
<b>Population:</b>	3.7 million (2016)
<b>Currency:</b>	Lari

<b>Head of State</b>
President HE Mr Giorgi Margvelashvili
<b>Head of Government</b>
Prime Minister HE Mr Giorgi Kvirikashvili

## Economic indicators (a)

	2012	2013	2014	2015	2016	2017
<b>GDP (US\$b) (current prices)</b>	15.8	16.1	16.5	14.0	14.2	13.7
<b>GDP per capita (US\$)</b>	4,130.5	4,266.6	4,428.3	3,761.9	3,842.4	3,715.4
<b>GDP PPP (Int'l \$b)</b>	30.7	32.3	34.3	35.7	37.2	39.3
<b>GDP per capita PPP (Int'l \$)</b>	8,002.4	8,526.0	9,210.2	9,600.8	10,043.8	10,644.8
<b>Real GDP growth (% change yoy)</b>	6.4	3.4	4.6	2.9	2.7	3.5
<b>Current account balance (US\$b)</b>	-1.9	-0.9	-1.8	-1.7	-1.8	-1.8
<b>Current account balance (% GDP)</b>	-11.7	-5.8	-10.6	-12.0	-12.4	-12.9
<b>Inflation (% change yoy)</b>	-0.9	-0.5	3.1	4.0	2.1	5.7
<b>Unemployment (% labour force)</b>	15.0	14.6	12.4	12.0	11.6	na



## Australia's trade and investment relationship with Georgia (b)

### Australian merchandise trade with Georgia, 2016 (A\$000)

Exports to Georgia	4,631
Imports from Georgia	3,879
Total merchandise trade (exports + imports)	8,510

	Total share	Rank	Growth (yoy)
Exports to Georgia	0.0%	137th	-30.1%
Imports from Georgia	0.0%	119th	7.6%
Total merchandise trade (exports + imports)	0.0%	146th	-16.8%

### Major Australian exports, 2016 (A\$000)

Margarine	687
Wire of iron or steel	609
Specialised machinery & parts	426
Beef, f.c.f.	376

### Major Australian imports, 2016 (A\$000)

Civil engineering equipment & parts	1,249
Fruit juices	735
Other textile clothing	552
Alcoholic beverages	279

\*Includes \$0.7m of confidential items & special transactions, 16% of total exports.

### Australia's trade in services with Georgia, 2016 (A\$m)

Exports of services to Georgia	1
Imports of services from Georgia	2

	Total share	Rank	Growth (yoy)
Exports of services to Georgia	0.0%	154th	0.0%
Imports of services from Georgia	0.0%	147th	0.0%

### Australia's investment relationship with Georgia, 2016 (A\$m)

Australia's investment in Georgia	
Georgia's investment in Australia	

	Total	FDI
Australia's investment in Georgia	np	0
Georgia's investment in Australia	np	0

## Georgia's global merchandise trade relationships

### Georgia's principal export destinations, 2016

1 Russian Federation	9.8%
2 Turkey	8.2%
3 China	8.0%
59 Australia	0.0%

### Georgia's principal import sources, 2016

1 Turkey	18.7%
2 Russian Federation	9.3%
3 China	7.6%
76 Australia	0.0%