



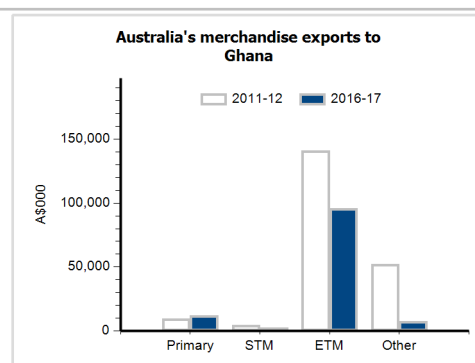
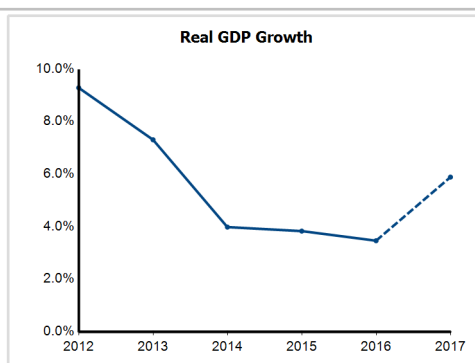
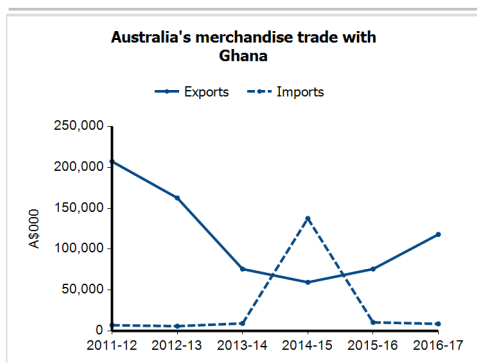
General information

Capital:	Accra
Land area:	227,540 sq km
Official language(s):	English
Population:	27.6 million (2016)
Currency:	Cedi

Head of State and Head of Government
President HE Nana Addo Dankwa Akufo-Addo

Economic indicators (a)

	2012	2013	2014	2015	2016	2017
GDP (US\$b) (current prices)	41.9	47.8	38.8	36.9	42.8	45.5
GDP per capita (US\$)	1,682.6	1,870.2	1,479.0	1,372.2	1,551.4	1,607.7
GDP PPP (Int'l \$b)	95.2	103.8	109.9	115.3	120.9	130.2
GDP per capita PPP (Int'l \$)	3,819.2	4,060.9	4,191.4	4,289.7	4,383.2	4,604.5
Real GDP growth (% change yoy)	9.3	7.3	4.0	3.8	3.5	5.9
Current account balance (US\$b)	-4.9	-5.7	-3.7	-2.8	-2.9	-2.6
Current account balance (% GDP)	-11.7	-11.9	-9.5	-7.7	-6.7	-5.8
Inflation (% change yoy)	7.1	11.7	15.5	17.2	17.5	11.8
Unemployment (% labour force)	4.1	5.2	5.1	5.5	5.8	na



Australia's trade and investment relationship with Ghana (b)

Australian merchandise trade with Ghana, 2016-17 (A\$000)

Exports to Ghana	117,996
Imports from Ghana	8,602
Total merchandise trade (exports + imports)	126,599

	Total share	Rank	Growth (yoy)
Exports to Ghana	0.0%	55th	55.9%
Imports from Ghana	0.0%	109th	-17.4%
Total merchandise trade (exports + imports)	0.0%	75th	47.0%

Major Australian exports, 2016-17 (A\$000)

Civil engineering equipment & parts	28,304
Specialised machinery & parts	21,124
Goods vehicles	11,140
Fish, f.c.f.	5,019

Major Australian imports, 2016-17 (A\$000)

Cocoa	3,800
Gold	1,708
Animal oils & fats	1,505
Civil engineering equipment & parts	502

Australia's trade in services with Ghana, 2016-17 (A\$m)

Exports of services to Ghana	34
Imports of services from Ghana	27

	Total share	Rank	Growth (yoy)
Exports of services to Ghana	0.0%	81st	25.9%
Imports of services from Ghana	0.0%	89th	17.4%

Australia's investment relationship with Ghana, 2016 (A\$m)

Australia's investment in Ghana	
Ghana's investment in Australia	

	Total	FDI
Australia's investment in Ghana	101	np
Ghana's investment in Australia	21	np

Ghana's global merchandise trade relationships

Ghana's principal export destinations, 2016

1 Switzerland	17.5%
2 India	14.6%
3 United Arab Emirates	13.4%
52 Australia	0.0%

Ghana's principal import sources, 2016

1 China	17.3%
2 United Kingdom	9.7%
3 United States	7.8%
25 Australia	0.8%