



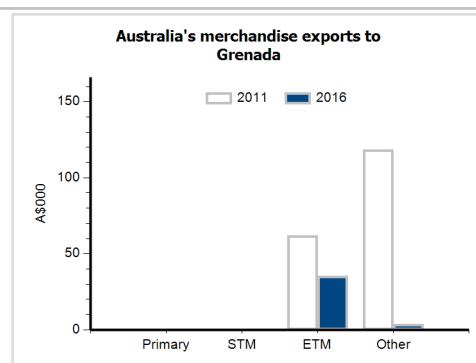
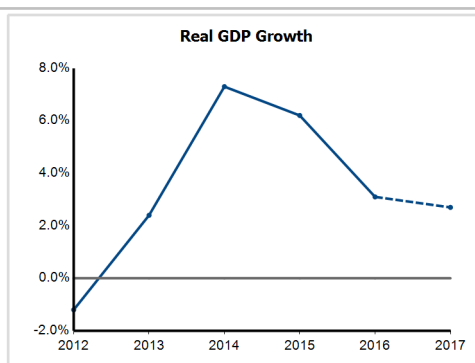
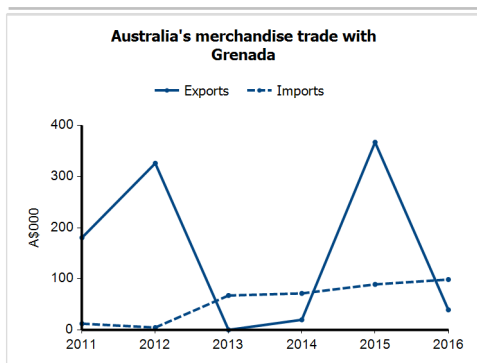
General information

Capital:	St George's
Land area:	340 sq km
Official language(s):	English
Population:	107,000 (2016)
Currency:	East Caribbean dollar

Head of State	HM Queen Elizabeth II represented by Governor General Dame Cecile La Grenade
Head of Government	Prime Minister Dr the Rt Hon Keith Claudius Mitchell

Economic indicators (a)

	2012	2013	2014	2015	2016	2017
GDP (US\$m) (current prices)	800.0	843.0	912.0	984.0	1,027.0	1,089.0
GDP per capita (US\$)	7,583.5	7,956.1	8,575.3	9,221.7	9,585.3	10,126.9
GDP PPP (Int'l \$b)	1.2	1.2	1.3	1.4	1.5	1.6
GDP per capita PPP (Int'l \$)	11,252.7	11,656.3	12,688.2	13,571.8	14,115.8	14,765.0
Real GDP growth (% change yoy)	-1.2	2.4	7.3	6.2	3.1	2.7
Current account balance (US\$b)	-0.2	-0.2	-0.2	-0.2	-0.2	-0.2
Current account balance (% GDP)	-21.1	-23.2	-17.5	-17.7	-17.6	-18.7
Inflation (% change yoy)	2.4	0.0	-0.8	-0.6	1.8	2.9
Unemployment (% labour force)	na	na	na	na	na	na



Australia's trade and investment relationship with Grenada (b)

Australian merchandise trade with Grenada, 2016 (A\$000)	Total share	Rank	Growth (yoy)
Exports to Grenada	0.0%	210th	-89.3%
Imports from Grenada	0.0%	184th	10.7%
Total merchandise trade (exports + imports)	0.0%	210th	-69.8%

Major Australian exports, 2016 (A\$000)

Pumps (excl liquid pumps) & parts	18
Electrical machinery & parts, nes	11
Lighting fixtures & fittings	4
Computer parts & accessories	2

Major Australian imports, 2016 (A\$000)

Cocoa	87
Measuring & analysing instruments	11
Computers	1

*Includes \$4,000 of special transactions, 10% of total exports.

Australia's trade in services with Grenada, 2016 (A\$m)	Total share	Rank	Growth (yoy)
Exports of services to Grenada	0.0%	..	-100.0%
Imports of services from Grenada	0.0%	164th	..

Australia's investment relationship with Grenada, 2016 (A\$m)

	Total	FDI
Australia's investment in Grenada	0	0
Grenada's investment in Australia	0	0

Grenada's global merchandise trade relationships

Grenada's principal export destinations, 2015

1 Nigeria	44.7%
2 St Lucia	10.8%
3 Antigua & Barbuda	7.3%
32 Australia	0.0%

Grenada's principal import sources, 2015

1 Trinidad & Tobago	49.6%
2 United States	16.4%
3 Barbados	3.4%
45 Australia	0.0%