



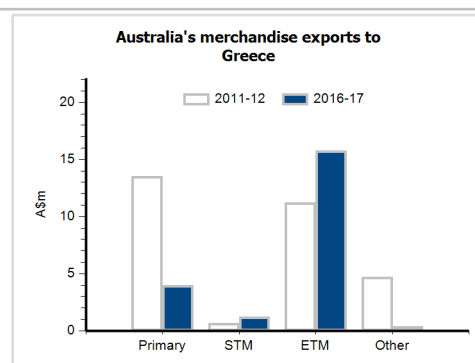
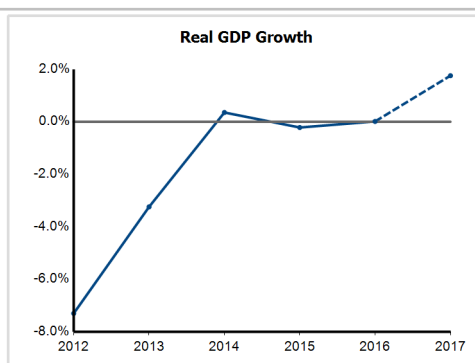
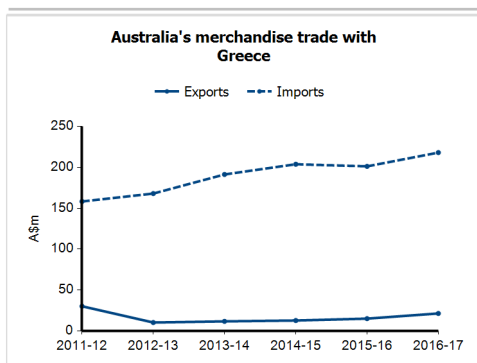
General information

Capital:	Athens
Land area:	128,900 sq km
Official language(s):	Greek
Population:	10.8 million (2016)
Currency:	Euro

Head of State	President HE Mr Prokopios V Pavlopoulos
Head of Government	Prime Minister HE Mr Alexis Tsipras

Economic indicators (a)

	2012	2013	2014	2015	2016	2017
GDP (US\$b) (current prices)	245.8	239.9	236.5	195.0	194.6	204.3
GDP per capita (US\$)	22,171.9	21,805.3	21,639.9	17,955.2	18,049.3	18,945.1
GDP PPP (Int'l \$b)	282.0	277.2	283.2	285.6	289.3	299.5
GDP per capita PPP (Int'l \$)	25,433.1	25,194.3	25,917.9	26,307.2	26,829.4	27,776.0
Real GDP growth (% change yoy)	-7.3	-3.2	0.4	-0.2	0.0	1.8
Current account balance (US\$b)	-9.4	-4.9	-3.9	0.2	-1.2	-0.5
Current account balance (% GDP)	-3.8	-2.0	-1.6	0.1	-0.6	-0.2
Inflation (% change yoy)	1.0	-0.9	-1.4	-1.1	0.0	1.2
Unemployment (% labour force)	24.4	27.5	26.5	24.9	23.6	22.3



Australia's trade and investment relationship with Greece (b)

Australian merchandise trade with Greece, 2016-17 (A\$m)	Total share	Rank	Growth (yoy)
Exports to Greece	0.0%	93rd	42.3%
Imports from Greece	0.1%	55th	8.4%
Total merchandise trade (exports + imports)	0.0%	68th	10.7%

Major Australian exports, 2016-17 (A\$m)

Food processing machines & parts	5
Fruit & nuts	2
Pigments, paints & varnishes	2
Civil engineering equipment & parts	1

Major Australian imports, 2016-17 (A\$m)

Vegetables, prepared or preserved	33
Cheese & curd	21
Medicaments (incl veterinary)	17
Vegetables, f.c.f.	11

Australia's trade in services with Greece, 2016-17 (A\$m)

	Total share	Rank	Growth (yoy)
Exports of services to Greece	0.1%	55th	9.3%
Imports of services from Greece	0.8%	25th	-28.3%

Major Australian services exports, 2016-17 (A\$m)

Education-related travel	37
Personal travel excluding education	28

Major Australian services imports, 2016-17 (A\$m)

Transport	349
Personal travel excluding education	237

Australia's investment relationship with Greece, 2016 (A\$m)

	Total	FDI
Australia's investment in Greece	256	np
Greece's investment in Australia	286	0

Greece's global merchandise trade relationships

Greece's principal export destinations, 2016

1 Italy	11.2%
2 Germany	7.6%
3 Cyprus	6.0%
41 Australia	0.5%

Greece's principal import sources, 2016

1 Germany	11.0%
2 Italy	8.3%
3 China	6.8%
89 Australia	0.0%