



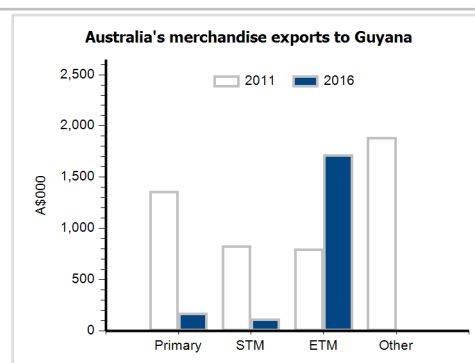
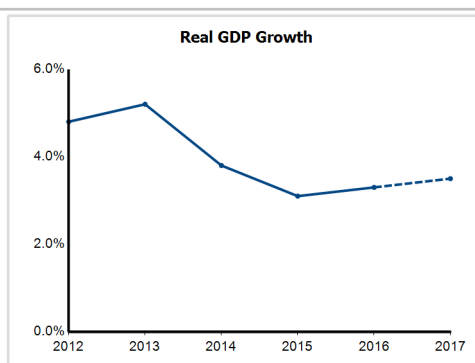
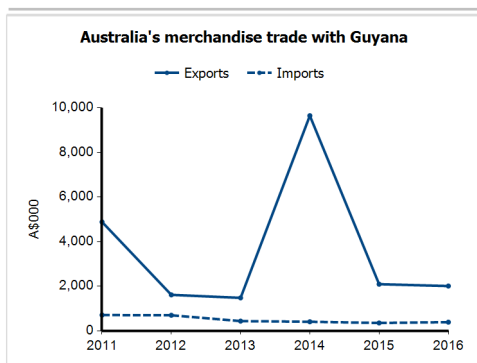
## General information

<b>Capital:</b>	Georgetown
<b>Land area:</b>	196,850 sq km
<b>Official language(s):</b>	English
<b>Population:</b>	768,000 (2016)
<b>Currency:</b>	Guyana dollar

<b>Head of State</b>	President HE Brigadier (Ret.) David Granger
<b>Head of Government</b>	Prime Minister The Hon Mr Moses Veerasammy Nagamootoo

## Economic indicators (a)

	2012	2013	2014	2015	2016	2017
<b>GDP (US\$b) (current prices)</b>	2.9	3.0	3.1	3.2	3.4	3.6
<b>GDP per capita (US\$)</b>	3,765.7	3,929.4	4,029.0	4,150.6	4,474.8	4,662.3
<b>GDP PPP (Int'l \$b)</b>	4.9	5.2	5.5	5.8	6.0	6.4
<b>GDP per capita PPP (Int'l \$)</b>	6,469.1	6,889.6	7,253.7	7,532.3	7,872.9	8,306.1
<b>Real GDP growth (% change yoy)</b>	4.8	5.2	3.8	3.1	3.3	3.5
<b>Current account balance (US\$b)</b>	-0.3	-0.4	-0.3	-0.2	0.1	-0.1
<b>Current account balance (% GDP)</b>	-11.6	-13.3	-9.6	-5.7	3.5	-2.7
<b>Inflation (% change yoy)</b>	2.4	1.9	0.7	-0.9	0.8	2.3
<b>Unemployment (% labour force)</b>	11.2	11.4	11.8	11.6	11.4	na



## Australia's trade and investment relationship with Guyana (b)

### Australian merchandise trade with Guyana, 2016 (A\$000)

Exports to Guyana	2,012
Imports from Guyana	391
Total merchandise trade (exports + imports)	2,403

	Total share	Rank	Growth (yoy)
Exports to Guyana	0.0%	159th	-4.0%
Imports from Guyana	0.0%	167th	9.7%
Total merchandise trade (exports + imports)	0.0%	174th	-2.0%

### Major Australian exports, 2016 (A\$000)

Measuring & analysing instruments	366
Transmission shafts & parts	248
Passenger motor vehicles	221
Specialised machinery & parts	207

### Major Australian imports, 2016 (A\$000)

Aluminium ores & conc (incl alumina)	215
Alcoholic beverages	149
Other textile clothing	18
Women's clothing, knitted	10

### Australia's trade in services with Guyana, 2016 (A\$m)

Exports of services to Guyana	0
Imports of services from Guyana	1

	Total share	Rank	Growth (yoy)
Exports of services to Guyana	0.0%	..	-100.0%
Imports of services from Guyana	0.0%	164th	0.0%

### Australia's investment relationship with Guyana, 2016 (A\$m)

Australia's investment in Guyana	np
Guyana's investment in Australia	np

	Total	FDI
Australia's investment in Guyana	np	np
Guyana's investment in Australia	np	0

## Guyana's global merchandise trade relationships

### Guyana's principal export destinations, 2016

1 Canada	30.6%
2 United States	20.6%
3 Trinidad & Tobago	11.4%
56 Australia	0.0%

### Guyana's principal import sources, 2016

1 Trinidad & Tobago	29.1%
2 United States	27.6%
3 China	7.3%
38 Australia	0.2%