



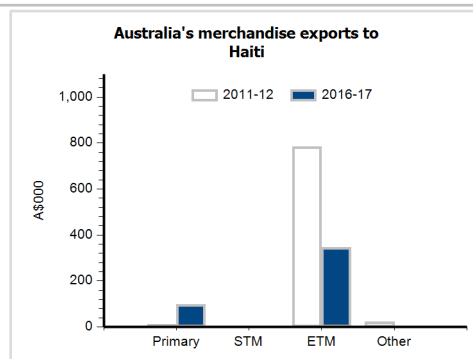
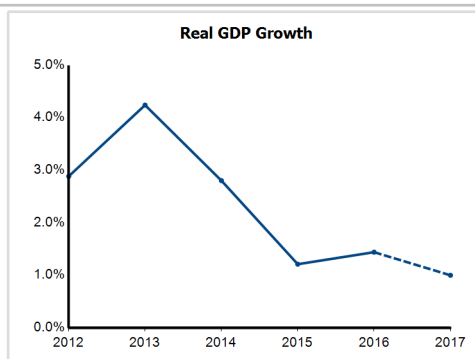
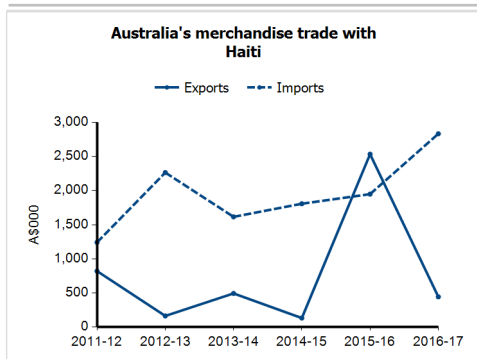
General information

Capital:	Port-au-Prince
Land area:	27,560 sq km
Official language(s):	French, Créole
Population:	10.8 million (2016)
Currency:	Gourde

Head of State
President HE Mr Jovenel Moïse
Head of Government
Prime Minister The Hon Dr Jack Guy Lafontant

Economic indicators (a)

	2012	2013	2014	2015	2016	2017
GDP (US\$b) (current prices)	7.9	8.5	8.8	8.7	8.2	8.4
GDP per capita (US\$)	766.8	810.2	829.9	809.7	758.8	761.2
GDP PPP (Int'l \$b)	16.6	17.6	18.4	18.8	19.3	19.9
GDP per capita PPP (Int'l \$)	1,614.1	1,686.4	1,741.3	1,758.3	1,783.6	1,810.3
Real GDP growth (% change yoy)	2.9	4.2	2.8	1.2	1.4	1.0
Current account balance (US\$m)	-449.0	-561.0	-746.0	-271.0	-72.0	-91.0
Current account balance (% GDP)	-5.7	-6.6	-8.5	-3.1	-0.9	-1.1
Inflation (% change yoy)	6.8	6.8	3.9	7.5	13.4	14.7
Unemployment (% labour force)	14.1	14.0	13.9	13.5	13.2	na



Australia's trade and investment relationship with Haiti (b)

Australian merchandise trade with Haiti, 2016-17 (A\$000)	Total share	Rank	Growth (yoy)
Exports to Haiti	0.0%	188th	-82.6%
Imports from Haiti	0.0%	126th	45.5%
Total merchandise trade (exports + imports)	0.0%	171st	-26.9%

Major Australian exports, 2016-17 (A\$000)

Heating & cooling equipment & parts	176
Pumps (excl liquid pumps) & parts	78
Vehicle parts & accessories	75
Seafood, prepared or preserved	69

Major Australian imports, 2016-17 (A\$000)

Other textile clothing	2,043
Men's clothing (excl knitted)	298
Men's clothing, knitted	157
Women's clothing (excl knitted)	108

Australia's trade in services with Haiti, 2016-17 (A\$m)

	Total share	Rank	Growth (yoy)
Exports of services to Haiti	0.0%
Imports of services from Haiti	0.0%	166th	..

Australia's investment relationship with Haiti, 2016 (A\$m)

	Total	FDI
Australia's investment in Haiti	0	0
Haiti's investment in Australia	0	0

Haiti's global merchandise trade relationships

Haiti's principal export destinations, 2016

1 United States	80.8%
2 Dominican Republic	4.9%
3 Mexico	2.8%
21 Australia	0.2%

Haiti's principal import sources, 2016

1 United States	20.7%
2 China	20.2%
3 Netherlands Antilles	15.7%
54 Australia	0.0%