



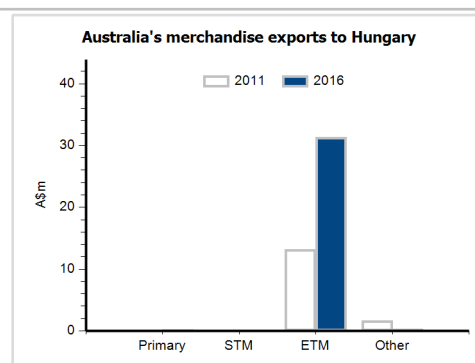
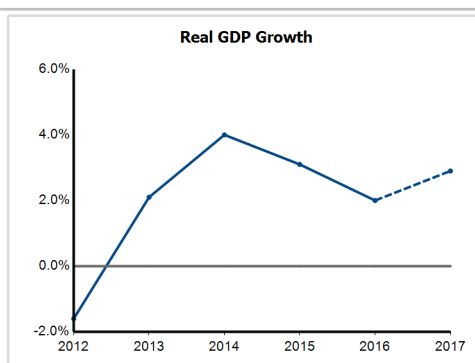
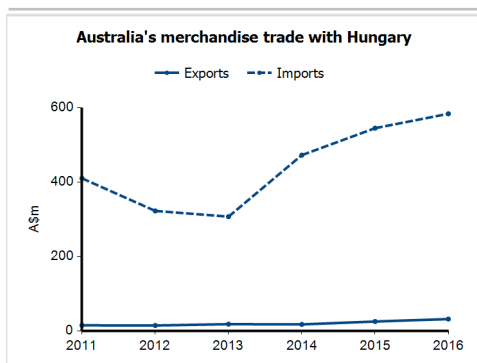
General information

Capital:	Budapest
Land area:	90,530 sq km
Official language(s):	Hungarian
Population:	9.8 million (2016)
Currency:	Forint

Head of State
President HE Mr János Áder
Head of Government
Prime Minister HE Dr Viktor Orban

Economic indicators (a)

	2012	2013	2014	2015	2016	2017
GDP (US\$b) (current prices)	127.3	134.7	139.3	121.7	125.7	125.3
GDP per capita (US\$)	12,819.3	13,591.7	14,102.9	12,344.2	12,778.3	12,767.0
GDP PPP (Int'l \$b)	228.3	236.9	250.9	261.5	270.3	284.3
GDP per capita PPP (Int'l \$)	22,983.0	23,904.0	25,398.8	26,536.6	27,481.8	28,965.0
Real GDP growth (% change yoy)	-1.6	2.1	4.0	3.1	2.0	2.9
Current account balance (US\$b)	2.3	5.2	2.9	4.1	5.4	4.6
Current account balance (% GDP)	1.8	3.8	2.1	3.4	4.3	3.7
Inflation (% change yoy)	5.7	1.7	-0.2	-0.1	0.4	2.5
Unemployment (% labour force)	11.1	10.2	7.8	6.8	4.9	4.4



Australia's trade and investment relationship with Hungary (b)

Australian merchandise trade with Hungary, 2016 (A\$m)	Total share	Rank	Growth (yoy)
Exports to Hungary	0.0%	84th	26.1%
Imports from Hungary	0.2%	41st	7.1%
Total merchandise trade (exports + imports)	0.1%	47th	7.9%

Major Australian exports, 2016 (A\$m)

Medicaments (incl veterinary)	17
Electronic integrated circuits	6
Vehicle parts & accessories	3
Telecom equipment & parts	1

Major Australian imports, 2016 (A\$m)

Passenger motor vehicles	233
Electrical circuits equipment	35
Office machines	34
Household-type equipment, nes	24

Australia's trade in services with Hungary, 2016 (A\$m)

	Total share	Rank	Growth (yoy)
Exports of services to Hungary	0.1%	75th	5.1%
Imports of services from Hungary	0.1%	78th	-9.5%

Australia's investment relationship with Hungary, 2016 (A\$m)

	Total	FDI
Australia's investment in Hungary	497	np
Hungary's investment in Australia	51	3

Hungary's global merchandise trade relationships

Hungary's principal export destinations, 2016

1 Germany	27.5%
2 Romania	5.0%
3 Slovak Republic	4.9%
28 Australia	0.4%

Hungary's principal import sources, 2016

1 Germany	26.4%
2 Austria	6.4%
3 Poland	5.6%
60 Australia	0.0%