



## General information

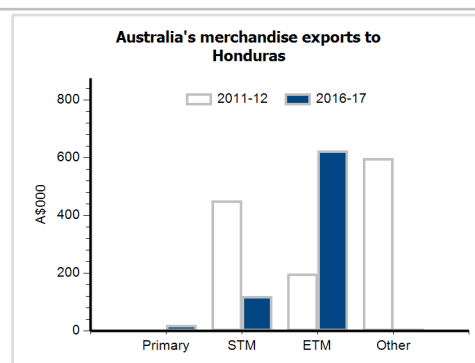
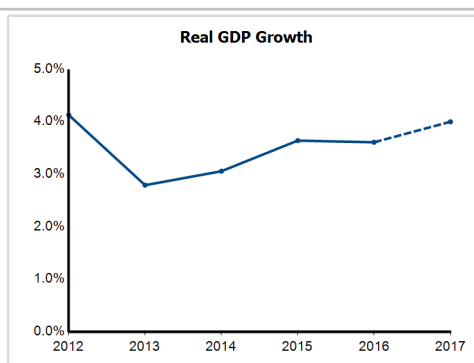
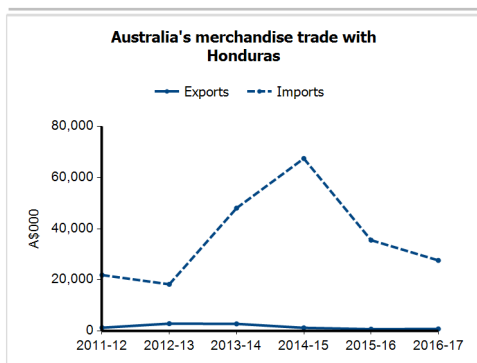
|                              |                    |
|------------------------------|--------------------|
| <b>Capital:</b>              | Tegucigalpa        |
| <b>Land area:</b>            | 111,890 sq km      |
| <b>Official language(s):</b> | Spanish            |
| <b>Population:</b>           | 8.2 million (2016) |
| <b>Currency:</b>             | Lempira            |

## Head of State and Head of Government

President HE Mr Juan Orlando Hernandez

## Economic indicators (a)

|  | 2012    | 2013    | 2014    | 2015    | 2016    | 2017    |
|--|---------|---------|---------|---------|---------|---------|
| <b>GDP (US\$b) (current prices)</b>    | 18.5    | 18.4    | 19.7    | 20.7    | 21.4    | 22.7    |
| <b>GDP per capita (US\$)</b>           | 2,386.7 | 2,348.8 | 2,472.9 | 2,567.0 | 2,608.9 | 2,729.8 |
| <b>GDP PPP (Int'l \$b)</b>             | 35.8    | 37.4    | 39.3    | 41.1    | 43.2    | 45.7    |
| <b>GDP per capita PPP (Int'l \$)</b>   | 4,632.1 | 4,768.7 | 4,932.0 | 5,094.4 | 5,270.6 | 5,498.6 |
| <b>Real GDP growth (% change yoy)</b>  | 4.1     | 2.8     | 3.1     | 3.6     | 3.6     | 4.0     |
| <b>Current account balance (US\$b)</b> | -1.6    | -1.8    | -1.4    | -1.1    | -0.8    | -0.9    |
| <b>Current account balance (% GDP)</b> | -8.6    | -9.6    | -7.0    | -5.5    | -3.8    | -4.0    |
| <b>Inflation (% change yoy)</b>        | 5.2     | 5.2     | 6.1     | 3.2     | 2.7     | 4.0     |
| <b>Unemployment (% labour force)</b>   | 3.9     | 3.9     | 5.5     | 7.4     | 6.3     | 5.9     |



## Australia's trade and investment relationship with Honduras (b)

### Australian merchandise trade with Honduras, 2016-17 (A\$'000)

|   |        | Total share | Rank  | Growth (yoy) |
|---|--------|-------------|-------|--------------|
| Exports to Honduras                         | 772    | 0.0%        | 177th | 15.2%        |
| Imports from Honduras                       | 27,594 | 0.0%        | 83rd  | -22.3%       |
| Total merchandise trade (exports + imports) | 28,365 | 0.0%        | 110th | -21.6%       |

### Major Australian exports, 2016-17 (A\$'000)

|                                   |     |
|-----------------------------------|-----|
| Rubber tyres, treads & tubes      | 225 |
| Measuring & analysing instruments | 175 |
| Paper & paperboard                | 112 |
| Pigments, paints & varnishes      | 45  |

### Major Australian imports, 2016-17 (A\$'000)

|                             |        |
|-----------------------------|--------|
| Coffee & substitutes        | 16,840 |
| Other textile clothing      | 8,046  |
| Crude vegetable matter, nes | 808    |
| Men's clothing, knitted     | 425    |

### Australia's trade in services with Honduras, 2016-17 (A\$m)

|                                   |   | Total share | Rank  | Growth (yoy) |
|-----------------------------------|---|-------------|-------|--------------|
| Exports of services to Honduras   | 1 | 0.0%        | 154th | -50.0%       |
| Imports of services from Honduras | 1 | 0.0%        | 166th | -50.0%       |

### Australia's investment relationship with Honduras, 2016 (A\$m)

|                                    | Total | FDI |
|------------------------------------|-------|-----|
| Australia's investment in Honduras | np    | np  |
| Honduras' investment in Australia  | 0     | 0   |

## Honduras' global merchandise trade relationships

### Honduras' principal export destinations, 2016

|                 |       |
|-----------------|-------|
| 1 United States | 43.8% |
| 2 Germany       | 7.6%  |
| 3 El Salvador   | 6.6%  |
| 37 Australia    | 0.1%  |

### Honduras' principal import sources

- No Data Available -