



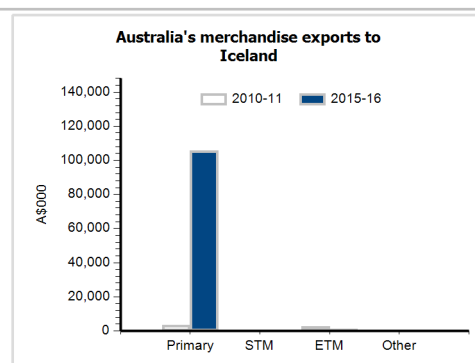
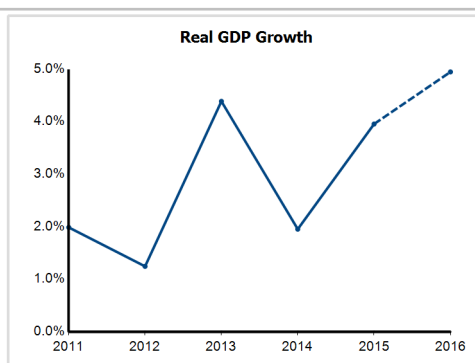
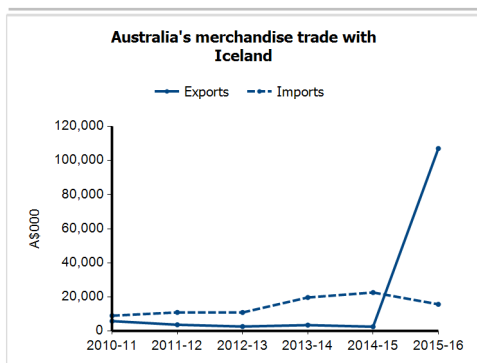
General information

Capital:	Reykjavik
Land area:	100,250 sq km
Official language(s):	Icelandic
Population:	333,000 (2015)
Currency:	Króna

Head of State	President HE Guðni Thorlacius Jóhannesson
Head of Government	Prime Minister Mr Bjarni Benediktsson

Economic indicators (a)

	2011	2012	2013	2014	2015	2016
GDP (US\$b) (current prices)	14.7	14.2	15.5	17.2	16.7	19.4
GDP per capita (US\$)	45,890.2	44,144.4	47,477.4	52,139.9	50,276.7	57,888.7
GDP PPP (Int'l \$b)	12.7	13.1	13.9	14.5	15.2	16.1
GDP per capita PPP (Int'l \$)	39,839.9	40,788.2	42,759.2	43,912.9	45,665.9	48,070.5
Real GDP growth (% change yoy)	2.0	1.2	4.4	2.0	4.0	4.9
Current account balance (US\$b)	-0.8	-0.6	0.9	0.6	0.7	0.6
Current account balance (% GDP)	-5.3	-4.2	5.7	3.7	4.2	2.9
Inflation (% change yoy)	4.0	5.2	3.9	2.0	1.6	1.7
Unemployment (% labour force)	7.1	6.0	5.4	5.0	4.0	3.4



Australia's trade and investment relationship with Iceland (b)

Australian merchandise trade with Iceland, 2015-16 (A\$'000)

Exports to Iceland	107,085
Imports from Iceland	15,609
Total merchandise trade (exports + imports)	122,695

	Total share	Rank	Growth (yoy)
Exports to Iceland	0.0%	55th	..
Imports from Iceland	0.0%	99th	-30.7%
Total merchandise trade (exports + imports)	0.0%	73rd	390.6%

Major Australian exports, 2015-16 (A\$'000)

Aluminium ores & conc (incl alumina)	105,238
Monitors, projectors & TVs	344
Telecom equipment & parts	197
Cereal preparations	190

Major Australian imports, 2015-16 (A\$'000)

Medicaments (incl veterinary)	5,531
Animal oils & fats	3,329
Misc manufactured articles, nes	1,534
Agric machinery (excl tractors) & parts	785

Australia's trade in services with Iceland, 2015-16 (A\$m)

Exports of services to Iceland	6
Imports of services from Iceland	20

	Total share	Rank	Growth (yoy)
Exports of services to Iceland	0.0%	116th	0.0%
Imports of services from Iceland	0.0%	93rd	42.9%

Australia's investment relationship with Iceland, 2015 (A\$m)

Australia's investment in Iceland	np
Iceland's investment in Australia	np

	Total	FDI
Australia's investment in Iceland	np	0
Iceland's investment in Australia	np	0

Iceland's global merchandise trade relationships

Iceland's principal export destinations, 2015

1 The Netherlands	26.1%
2 United Kingdom	11.6%
3 Spain	11.5%
28 Australia	0.3%

Iceland's principal import sources, 2015

1 Norway	10.1%
2 Germany	8.6%
3 United States	7.9%
39 Australia	0.3%