



## General information

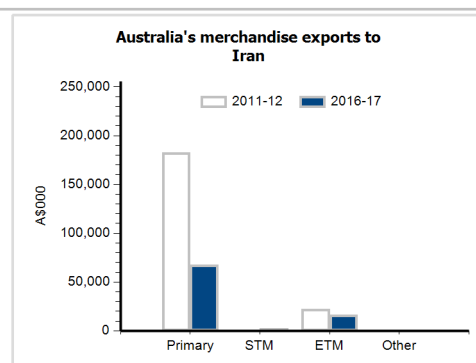
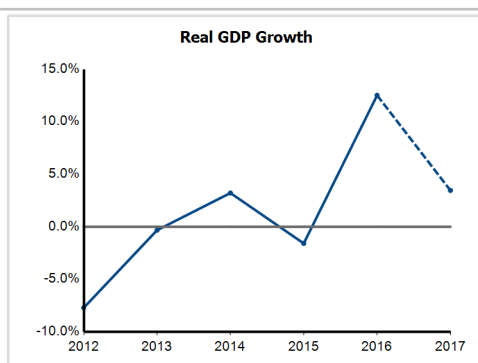
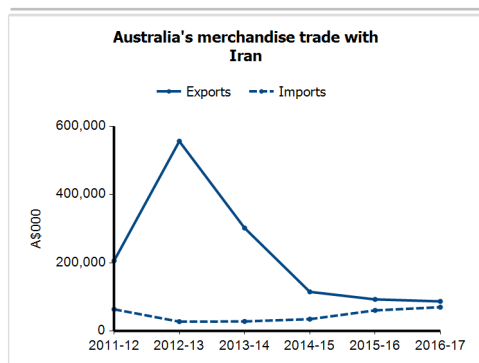
<b>Capital:</b>	Tehran
<b>Land area:</b>	1,628,550 sq km
<b>Official language(s):</b>	Farsi (Persian)
<b>Population:</b>	80.5 million (2016)
<b>Currency:</b>	Rial

## Head of State and Head of Government

President HE Dr Hassan Rouhani

## Economic indicators (a)

	2012	2013	2014	2015	2016	2017
<b>GDP (US\$b) (current prices)</b>	389.2	396.4	423.4	375.4	404.4	427.7
<b>GDP per capita (US\$)</b>	5,118.5	5,152.0	5,395.8	4,723.5	5,026.7	5,252.4
<b>GDP PPP (Int'l \$b)</b>	1,284.3	1,300.8	1,366.7	1,359.6	1,549.3	1,630.9
<b>GDP per capita PPP (Int'l \$)</b>	16,890.3	16,906.3	17,417.1	17,107.3	19,256.1	20,029.5
<b>Real GDP growth (% change yoy)</b>	-7.7	-0.3	3.2	-1.6	12.5	3.5
<b>Current account balance (% GDP)</b>	6.0	6.7	3.2	2.4	4.1	5.1
<b>Current account balance (US\$b)</b>	23.4	26.5	13.6	9.0	16.4	21.6
<b>Inflation (% change yoy)</b>	30.8	34.7	15.6	11.9	9.0	10.5
<b>Unemployment (% labour force)</b>	12.1	10.4	10.6	11.0	12.5	12.4



## Australia's trade and investment relationship with Iran (b)

### Australian merchandise trade with Iran, 2016-17 (A\$000)

Exports to Iran	86,672
Imports from Iran	69,616
Total merchandise trade (exports + imports)	156,288

	Total share	Rank	Growth (yoy)
Exports to Iran	0.0%	62nd	-6.3%
Imports from Iran	0.0%	67th	15.7%
Total merchandise trade (exports + imports)	0.0%	72nd	2.4%

### Major Australian exports, 2016-17 (A\$000)

Vegetables, f.c.f.	31,824
Coal	14,526
Wool & other animal hair (incl tops)	11,564
Meat (excl beef), f.c.f.	6,426

### Major Australian imports, 2016-17 (A\$000)

Copper ores & concentrates	32,866
Fruit & nuts	15,107
Floor coverings	5,438
Lime, cement & construction materials	3,309

### Australia's trade in services with Iran, 2016-17 (A\$m)

Exports of services to Iran	179
Imports of services from Iran	111

	Total share	Rank	Growth (yoy)
Exports of services to Iran	0.2%	40th	5.9%
Imports of services from Iran	0.1%	49th	-0.9%

### Australia's investment relationship with Iran, 2016 (A\$m)

Australia's investment in Iran	np
Iran's investment in Australia	np

	Total	FDI
Australia's investment in Iran	np	0
Iran's investment in Australia	np	np

## Iran's global merchandise trade relationships

### Iran's principal export destinations, 2016

1 China	30.1%
2 India	16.7%
3 Republic of Korea	9.6%
37 Australia	0.2%

### Iran's principal import sources, 2016

1 United Arab Emirates	27.4%
2 China	13.2%
3 Turkey	7.7%
51 Australia	0.0%