



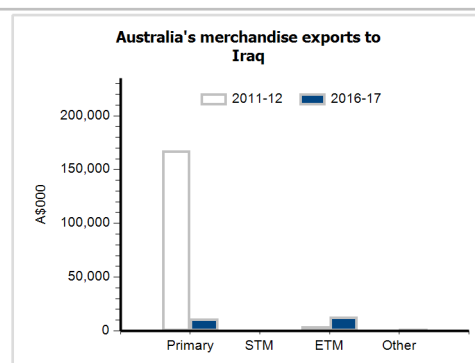
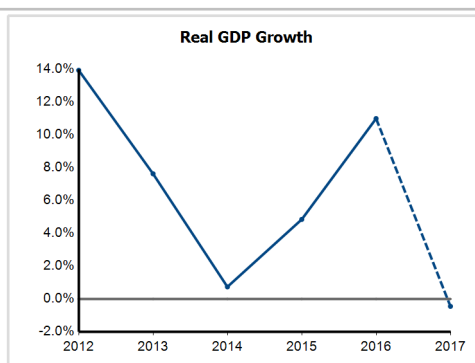
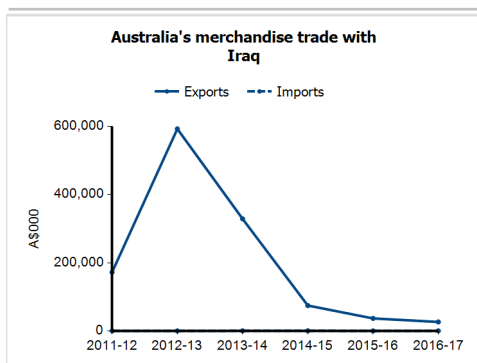
General information

Capital:	Baghdad
Land area:	434,320 sq km
Official language(s):	Arabic
Population:	37.9 million (2016)
Currency:	New Iraqi dinar

Head of State	HE President Fouad Massoum
Head of Government	Prime Minister HE Dr Haider Al-Abadi

Economic indicators (a)

	2012	2013	2014	2015	2016	2017
GDP (US\$b) (current prices)	218.0	234.6	234.7	179.8	171.7	192.7
GDP per capita (US\$)	6,692.6	7,021.4	6,517.3	4,869.2	4,532.7	4,958.1
GDP PPP (Int'l \$b)	488.2	533.9	547.5	580.3	652.3	660.7
GDP per capita PPP (Int'l \$)	14,986.1	15,978.1	15,207.7	15,712.3	17,219.4	17,003.6
Real GDP growth (% change yoy)	13.9	7.6	0.7	4.8	11.0	-0.4
Current account balance (US\$b)	11.0	2.7	6.1	-11.6	-14.9	-12.2
Current account balance (% GDP)	5.1	1.1	2.6	-6.5	-8.7	-6.3
Inflation (% change yoy)	6.1	1.9	2.2	1.4	0.4	2.0
Unemployment (% labour force)	15.3	15.1	15.0	15.5	16.0	na



Australia's trade and investment relationship with Iraq (b)

Australian merchandise trade with Iraq, 2016-17 (A\$000)

Exports to Iraq	26,251
Imports from Iraq	108
Total merchandise trade (exports + imports)	26,360

	Total share	Rank	Growth (yoy)
Exports to Iraq	0.0%	89th	-28.3%
Imports from Iraq	0.0%	190th	249.4%
Total merchandise trade (exports + imports)	0.0%	115th	-28.1%

Major Australian exports, 2016-17 (A\$000)

Cheese & curd	7,379
Medicaments (incl veterinary)	4,103
Meat (excl beef), f.c.f.	2,111
Pharm products (excl medicaments)	1,400

Major Australian imports, 2016-17 (A\$000)

Civil engineering equipment & parts	42
Ball or roller bearings	13
Office machines	10
Monitors, projectors & TVs	8

Australia's trade in services with Iraq, 2016-17 (A\$m)

Exports of services to Iraq	53
Imports of services from Iraq	57

	Total share	Rank	Growth (yoy)
Exports of services to Iraq	0.1%	72nd	-10.2%
Imports of services from Iraq	0.1%	68th	-5.0%

Australia's investment relationship with Iraq, 2016 (A\$m)

Australia's investment in Iraq	222
Iraq's investment in Australia	np

	Total	FDI
Australia's investment in Iraq	222	np
Iraq's investment in Australia	np	np

Iraq's global merchandise trade relationships

Iraq's principal export destinations, 2016

1 China	21.6%
2 India	20.3%
3 United States	12.1%
71 Australia	0.0%

Iraq's principal import sources, 2016

1 China	27.1%
2 Turkey	26.7%
3 Republic of Korea	5.0%
52 Australia	0.1%